

Bearing Rigidity and Almost Global Bearing-Only Formation Stabilization

Shiyu Zhao, *Member, IEEE*, and Daniel Zelazo, *Member, IEEE*

Abstract—A fundamental problem that the bearing rigidity theory studies is to determine when a framework can be uniquely determined up to a translation and a scaling factor by its inter-neighbor bearings. While many previous works focused on the bearing rigidity of two-dimensional frameworks, a first contribution of this paper is to extend these results to arbitrary dimensions. It is shown that a framework in an arbitrary dimension can be uniquely determined up to a translation and a scaling factor by the bearings if and only if the framework is infinitesimally bearing rigid. In this paper, the proposed bearing rigidity theory is further applied to the bearing-only formation stabilization problem where the target formation is defined by inter-neighbor bearings and the feedback control uses only bearing measurements. Nonlinear distributed bearing-only formation control laws are proposed for the cases with and without a global orientation. It is proved that the control laws can almost globally stabilize infinitesimally bearing rigid formations. Numerical simulations are provided to support the analysis.

Index Terms—Almost global input-to-state stability, attitude synchronization, bearing rigidity, formation control.

I. INTRODUCTION

MULTI-AGENT formation control has been studied extensively in recent years with *distance-constrained formation control* taking a prominent role [1]–[7]. In this setting it is assumed that the target formation is specified by inter-agent distances, and each agent is able to measure relative positions of their neighbors. *Bearing-constrained formation control* has also attracted much attention recently [8]–[14]. Instead of distances, the formation is specified by inter-agent bearings, and each agent can measure the relative positions or bearings of their neighbors. Bearing measurements are often cheaper and more accessible than position measurements, spurring interest in cooperative control using bearing-only measurements [9]–[18].

This paper studies a bearing-only formation control problem where the target formation is *bearing-constrained* and each agent has access to the *bearing-only* measurements of their neighbors. It is noted that while bearing measurements can be used to estimate relative distances or positions [16], [18], [19], such schemes may significantly increase the complexity of the sensing system in terms of both hardware and software.

Manuscript received August 26, 2014; revised March 10, 2015 and June 4, 2015; accepted July 6, 2015. Date of publication July 21, 2015; date of current version April 22, 2016. This work was supported by the Israel Science Foundation under grant 1490/13. Recommended by Associate Editor C. De Persis.

The authors are with the Faculty of Aerospace Engineering, Israel Institute of Technology, Haifa, Israel (e-mail: szhao@tx.technion.ac.il; dzelazo@technion.ac.il).

Color versions of one or more of the figures in this paper are available online at <http://ieeexplore.ieee.org>.

Digital Object Identifier 10.1109/TAC.2015.2459191

This then motivates our study focusing on a pure bearing-only control scheme without the need for estimation of additional quantities (e.g., relative position).

Although bearing-only formation control has lately attracted much interest, many problems on this topic remain unsolved. The studies in [8], [11], [15] considered bearing-constrained formation control in two-dimensional spaces, but required access to position or other measurements in the proposed control laws. The results reported in [16], [18] only require bearing measurements, but they are used to estimate additional relative-state information such as distance ratios or scale-free coordinates. The works in [9], [10], [12], [13] studied formation control with bearing measurements directly applied in the control. However, these results were applied to special formations, such as cyclic formations, and may not be extendable to arbitrary formation shapes. A very recent work reported in [14] solved bearing-only formation control for arbitrary underlying graphs, but only for formations in the plane. Bearing-only formation control in arbitrary dimensions with general underlying graphs still remains an open problem.

A central tool in the study of bearing-only formation control is *bearing rigidity theory*.¹ Existing works on bearing rigidity mainly focused on frameworks in two-dimensional ambient spaces [8], [10], [19], [20]. The first contribution of our work, therefore, is an extension of the existing bearing rigidity theory to arbitrary dimensions. We also explore connections between bearing rigidity and distance rigidity, and in particular show that a framework in \mathbb{R}^2 is infinitesimally bearing rigid if and only if it is also infinitesimally distance rigid.

Based on the proposed bearing rigidity theory, we investigate distributed bearing-only formation control in arbitrary dimensions in the presence of a global reference frame. We propose a distributed bearing-only formation control law and show by a Lyapunov approach that the control law can almost globally stabilize infinitesimally bearing rigid formations. We also provide a sufficient condition ensuring collision avoidance between any pair of agents under the action of the control.

In the third part of the paper, we investigate bearing-only formation control in the three dimensional space without a global reference frame known to the agents. Each agent can only measure the bearings and relative orientations of their neighbors in their local reference frames. We propose a distributed control law to control both the position and the orientation of each agent. It is shown that the orientation will synchronize and the target formation is almost globally stable.

¹Also referred to as *parallel rigidity* in some literature.

This paper is organized as follows. Section II presents the bearing rigidity theory that is applicable to arbitrary dimensions. Section III studies bearing-only formation control in arbitrary dimensions in the presence of a global reference frame, and Section IV studies the case without a global reference frame. Simulation results are presented in Section V. Conclusions and future works are given in Section VI.

Notations: Given $A_i \in \mathbb{R}^{p \times q}$ for $i = 1, \dots, n$, denote $\text{diag}(A_i) \triangleq \text{blkdiag}\{A_1, \dots, A_n\} \in \mathbb{R}^{np \times nq}$. Let $\text{Null}(\cdot)$, $\text{Range}(\cdot)$, and $\text{rank}(\cdot)$ be the null space, range space, and rank of a matrix, respectively. Denote $I_d \in \mathbb{R}^{d \times d}$ as the identity matrix, and $\mathbf{1} \triangleq [1, \dots, 1]^T$. Let $\|\cdot\|$ be the Euclidian norm of a vector or the spectral norm of a matrix, and \otimes the Kronecker product. For any $x = [x_1, x_2, x_3]^T \in \mathbb{R}^3$, the associated skew-symmetric matrix is denoted as

$$[x]_{\times} \triangleq \begin{bmatrix} 0 & -x_3 & x_2 \\ x_3 & 0 & -x_1 \\ -x_2 & x_1 & 0 \end{bmatrix}. \quad (1)$$

An undirected graph, denoted as $\mathcal{G} = (\mathcal{V}, \mathcal{E})$, consists of a vertex set $\mathcal{V} = \{1, \dots, n\}$ and an edge set $\mathcal{E} \subseteq \mathcal{V} \times \mathcal{V}$ with $m = |\mathcal{E}|$. The set of neighbors of vertex i is denoted as $\mathcal{N}_i \triangleq \{j \in \mathcal{V} : (i, j) \in \mathcal{E}\}$. An orientation of an undirected graph is the assignment of a direction to each edge. An oriented graph is an undirected graph together with an orientation. The incidence matrix $H \in \mathbb{R}^{m \times n}$ of an oriented graph is the $\{0, \pm 1\}$ -matrix with rows indexed by edges and columns by vertices: $[H]_{ki} = 1$ if vertex i is the head of edge k , $[H]_{ki} = -1$ if vertex i is the tail of edge k , and $[H]_{ki} = 0$ otherwise. For a connected graph, one always has $H\mathbf{1} = 0$ and $\text{rank}(H) = n - 1$ [21].

II. BEARING RIGIDITY IN ARBITRARY DIMENSIONS

In this section, we propose a bearing rigidity theory that is applicable to arbitrary dimensions. The basic problem that the bearing rigidity theory studies is whether a framework can be uniquely determined up to a translation and a scaling factor given the bearings between each pair of neighbors in the framework. This problem can be equivalently stated as whether two frameworks with the same inter-neighbor bearings have the same shape.

We first define some necessary notations. Given a finite collection of n points $\{p_i\}_{i=1}^n$ in \mathbb{R}^d ($n \geq 2, d \geq 2$), a *configuration* is denoted as $p = [p_1^T, \dots, p_n^T]^T \in \mathbb{R}^{dn}$. A *framework* in \mathbb{R}^d , denoted as $\mathcal{G}(p)$, is a combination of an undirected graph $\mathcal{G} = (\mathcal{V}, \mathcal{E})$ and a configuration p , where vertex $i \in \mathcal{V}$ in the graph is mapped to the point p_i in the configuration. For a framework $\mathcal{G}(p)$, define

$$e_{ij} \triangleq p_j - p_i, \quad g_{ij} \triangleq \frac{e_{ij}}{\|e_{ij}\|}, \quad \forall (i, j) \in \mathcal{E}. \quad (2)$$

Note the unit vector g_{ij} represents the relative bearing of p_j to p_i . This unit-vector representation is different from the conventional ways where a bearing is described as one angle (azimuth) in \mathbb{R}^2 , or two angles (azimuth and altitude) in \mathbb{R}^3 . Note also that $e_{ij} = -e_{ji}$ and $g_{ij} = -g_{ji}$.

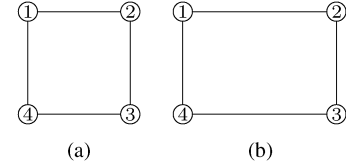


Fig. 1. Two frameworks that are bearing equivalent but *not* bearing congruent. The bearings between (p_1, p_3) or (p_2, p_4) of the frameworks are different.

We now introduce an important orthogonal projection operator that will be widely used in this paper. For any nonzero vector $x \in \mathbb{R}^d$ ($d \geq 2$), define the operator $P : \mathbb{R}^d \rightarrow \mathbb{R}^{d \times d}$ as

$$P(x) \triangleq I_d - \frac{x x^T}{\|x\| \|x\|}.$$

For notational simplicity, denote $P_x = P(x)$. Note P_x is an orthogonal projection matrix which geometrically projects any vector onto the orthogonal complement of x . It can be verified that $P_x^T = P_x$, $P_x^2 = P_x$, and P_x is positive semi-definite. Moreover, $\text{Null}(P_x) = \text{span}\{x\}$ and the eigenvalues of P_x are $\{0, 1^{(d-1)}\}$. In the bearing rigidity theory, it is often required to evaluate whether two given bearings are parallel to each other. The orthogonal projection operator provides a convenient way to describe parallel vectors in arbitrary dimensions.

Lemma 1: Two nonzero vectors $x, y \in \mathbb{R}^d$ are parallel if and only if $P_x y = 0$ (or equivalently $P_y x = 0$).

Proof: The result follows from $\text{Null}(P_x) = \text{span}\{x\}$. ■

Remark 1: Most existing works use the notion of normal vectors to describe parallel vectors in \mathbb{R}^2 [8], [10], [20]. Specifically, given a nonzero vector $x \in \mathbb{R}^2$, denote $x^\perp \in \mathbb{R}^2$ as a nonzero normal vector satisfying $x^T x^\perp = 0$. Then any vector $y \in \mathbb{R}^2$ is parallel to x if and only if $(x^\perp)^T y = 0$. This approach is applicable to two dimensional cases but difficult to extend to arbitrary dimensions. Moreover, it is straightforward to prove that in \mathbb{R}^2 the use of the orthogonal projection operator is equivalent to the use of normal vectors based on the fact that $P_x = x^\perp (x^\perp)^T / \|x^\perp\|^2$ for $x \in \mathbb{R}^2$.

We are now ready to define the fundamental concepts in bearing rigidity. These concepts are defined analogously to those in the distance rigidity theory.

Definition 1 (Bearing Equivalency): Frameworks $\mathcal{G}(p)$ and $\mathcal{G}(p')$ are bearing equivalent if $P_{(p_i - p_j)}(p'_i - p'_j) = 0$ for all $(i, j) \in \mathcal{E}$.

Definition 2 (Bearing Congruency): Frameworks $\mathcal{G}(p)$ and $\mathcal{G}(p')$ are bearing congruent if $P_{(p_i - p_j)}(p'_i - p'_j) = 0$ for all $i, j \in \mathcal{V}$.

By definition, bearing congruency implies bearing equivalency. The converse, however, is not true, as illustrated in Fig. 1.

Definition 3 (Bearing Rigidity): A framework $\mathcal{G}(p)$ is bearing rigid if there exists a constant $\epsilon > 0$ such that any framework $\mathcal{G}(p')$ that is bearing equivalent to $\mathcal{G}(p)$ and satisfies $\|p' - p\| < \epsilon$ is also bearing congruent to $\mathcal{G}(p)$.

Definition 4 (Global Bearing Rigidity): A framework $\mathcal{G}(p)$ is globally bearing rigid if an arbitrary framework that is bearing equivalent to $\mathcal{G}(p)$ is also bearing congruent to $\mathcal{G}(p)$.

By definition, global bearing rigidity implies bearing rigidity. As will be shown later, the converse is also true.

We next define *infinitesimal bearing rigidity*, which is one of the most important concepts in the bearing rigidity theory. Consider an arbitrary orientation of the graph \mathcal{G} and denote

$$e_k \triangleq p_j - p_i, \quad g_k \triangleq \frac{e_k}{\|e_k\|}, \quad \forall k \in \{1, \dots, m\} \quad (3)$$

as the edge vector and the bearing for the k th directed edge. Denote $e = [e_1^T, \dots, e_m^T]^T$ and $g = [g_1^T, \dots, g_m^T]^T$. Note e satisfies $e = \bar{H}p$ where $\bar{H} = H \otimes I_d$. Define the *bearing function* $F_B : \mathbb{R}^{dn} \rightarrow \mathbb{R}^{dm}$ as

$$F_B(p) \triangleq [g_1^T \quad \dots \quad g_m^T]^T \in \mathbb{R}^{dm}.$$

The bearing function describes all the bearings in the framework. The *bearing rigidity matrix* is defined as the Jacobian of the bearing function

$$R(p) \triangleq \frac{\partial F_B(p)}{\partial p} \in \mathbb{R}^{dm \times dn}. \quad (4)$$

Let δp be a variation of the configuration p . If $R(p)\delta p = 0$, then δp is called an *infinitesimal bearing motion* of $\mathcal{G}(p)$. This is analogous to infinitesimal motions in distance-based rigidity. Distance preserving motions of a framework include rigid-body translations and rotations, whereas bearing preserving motions of a framework include translations and scalings. An infinitesimal bearing motion is called *trivial* if it corresponds to a translation and a scaling of the entire framework.

Definition 5 (Infinitesimal Bearing Rigidity): A framework is *infinitesimally bearing rigid* if all the infinitesimal bearing motions are trivial.

Up to this point, we have introduced all the fundamental concepts in the bearing rigidity theory. We next explore the properties of these concepts. We first derive a useful expression for the bearing rigidity matrix.

Lemma 2: The bearing rigidity matrix in (4) can be expressed as

$$R(p) = \text{diag} \left(\frac{P_{g_k}}{\|e_k\|} \right) \bar{H}. \quad (5)$$

Proof: It follows from $g_k = e_k/\|e_k\|$, $\forall k \in \{1, \dots, m\}$ that:

$$\frac{\partial g_k}{\partial e_k} = \frac{1}{\|e_k\|} \left(I_d - \frac{e_k}{\|e_k\|} \frac{e_k^T}{\|e_k\|} \right) = \frac{1}{\|e_k\|} P_{g_k}.$$

As a result, $\partial F_B(p)/\partial e = \text{diag}(P_{g_k}/\|e_k\|)$ and consequently

$$R(p) = \frac{\partial F_B(p)}{\partial p} = \frac{\partial F_B(p)}{\partial e} \frac{\partial e}{\partial p} = \text{diag} \left(\frac{P_{g_k}}{\|e_k\|} \right) \bar{H}. \quad \blacksquare$$

The expression (5) can be used to characterize the null space and the rank of the bearing rigidity matrix.

Lemma 3: A framework $\mathcal{G}(p)$ in \mathbb{R}^d always satisfies $\text{span}\{\mathbf{1} \otimes I_d, p\} \subseteq \text{Null}(R(p))$ and $\text{rank}(R(p)) \leq dn - d - 1$.

Proof: First, it is clear that $\text{span}\{\mathbf{1} \otimes I_d\} \subseteq \text{Null}(\bar{H}) \subseteq \text{Null}(R(p))$. Second, since $P_{e_k}e_k = 0$, we have $R(p)p = \text{diag}(P_{e_k}/\|e_k\|)\bar{H}p = \text{diag}(P_{e_k}/\|e_k\|)e = 0$ and hence $p \in \text{Null}(R(p))$. The inequality $\text{rank}(R(p)) \leq dn - d - 1$ follows immediately from $\text{span}\{\mathbf{1} \otimes I_d, p\} \subseteq \text{Null}(R(p))$. \blacksquare

For any undirected graph $\mathcal{G} = (\mathcal{V}, \mathcal{E})$, denote \mathcal{G}^κ as the complete graph over the same vertex set \mathcal{V} , and $R^\kappa(p)$ as the bearing rigidity matrix of the framework $\mathcal{G}^\kappa(p)$. The next result gives the necessary and sufficient conditions for bearing equivalency and bearing congruency.

Theorem 1: Two frameworks $\mathcal{G}(p)$ and $\mathcal{G}(p')$ are bearing equivalent if and only if $R(p)p' = 0$, and bearing congruent if and only if $R^\kappa(p)p' = 0$.

Proof: Since $R(p)p' = \text{diag}(I_d/\|e_k\|)\text{diag}(P_{g_k}) \bar{H}p' = \text{diag}(I_d/\|e_k\|)\text{diag}(P_{g_k})e'$, we have

$$R(p)p' = 0 \Leftrightarrow P_{g_k}e'_k = 0, \quad \forall k \in \{1, \dots, m\}.$$

Therefore, by Definition 1, the two frameworks are bearing equivalent if and only if $R(p)p' = 0$. By Definition 2, it can be analogously shown that frameworks are bearing equivalent if and only if $R^\kappa(p)p' = 0$. \blacksquare

Since any infinitesimal motion δp is in $\text{Null}(R(p))$, it is implied from Theorem 1 that $R(p)(p + \delta p) = 0$ and hence $\mathcal{G}(p + \delta p)$ is bearing equivalent to $\mathcal{G}(p)$.

We next give a useful lemma and then prove the necessary and sufficient condition for global bearing rigidity.

Lemma 4: A framework $\mathcal{G}(p)$ in \mathbb{R}^d always satisfies $\text{span}\{\mathbf{1} \otimes I_d, p\} \subseteq \text{Null}(R^\kappa(p)) \subseteq \text{Null}(R(p))$ and $dn - d - 1 \geq \text{rank}(R^\kappa(p)) \geq \text{rank}(R(p))$.

Proof: The results that $\text{span}\{\mathbf{1} \otimes I_d, p\} \subseteq \text{Null}(R^\kappa(p))$ and $dn - d - 1 \geq \text{rank}(R^\kappa(p))$ can be proved similarly as Lemma 3. For any $\delta p \in \text{Null}(R^\kappa(p))$, we have $R^\kappa(p)\delta p = 0 \Rightarrow R^\kappa(p)(p + \delta p) = 0$. As a result, $\mathcal{G}(p + \delta p)$ is bearing congruent to $\mathcal{G}(p)$ by Theorem 1. Since bearing congruency implies bearing equivalency, we further know $R(p)(p + \delta p) = 0$ and hence $R(p)\delta p = 0$. Therefore, any δp in $\text{Null}(R^\kappa(p))$ is also in $\text{Null}(R(p))$ and thus $\text{Null}(R^\kappa(p)) \subseteq \text{Null}(R(p))$. Since $R(p)$ and $R^\kappa(p)$ have the same column number, it follows immediately that $\text{rank}(R^\kappa(p)) \geq \text{rank}(R(p))$. \blacksquare

Theorem 2 (Condition for Global Bearing Rigidity): A framework $\mathcal{G}(p)$ in \mathbb{R}^d is globally bearing rigid if and only if $\text{Null}(R^\kappa(p)) = \text{Null}(R(p))$ or equivalently $\text{rank}(R^\kappa(p)) = \text{rank}(R(p))$.

Proof: (Necessity) Suppose the framework $\mathcal{G}(p)$ is globally bearing rigid. We next show that $\text{Null}(R(p)) \subseteq \text{Null}(R^\kappa(p))$. For any $\delta p \in \text{Null}(R(p))$, we have $R(p)\delta p = 0 \Rightarrow R(p)(p + \delta p) = 0$. As a result, $\mathcal{G}(p + \delta p)$ is bearing equivalent to $\mathcal{G}(p)$ according to Theorem 1. Since $\mathcal{G}(p)$ is globally bearing rigid, it follows that $\mathcal{G}(p + \delta p)$ is also bearing congruent to $\mathcal{G}(p)$, which means $R^\kappa(p)(p + \delta p) = 0 \Rightarrow R^\kappa(p)\delta p = 0$. Therefore, any δp in $\text{Null}(R(p))$ is in $\text{Null}(R^\kappa(p))$ and thus $\text{Null}(R(p)) \subseteq \text{Null}(R^\kappa(p))$. Since $\text{Null}(R^\kappa(p)) \subseteq \text{Null}(R(p))$ as shown in Lemma 4, we have $\text{Null}(R(p)) = \text{Null}(R^\kappa(p))$.

(Sufficiency) Suppose $\text{Null}(R(p)) = \text{Null}(R^\kappa(p))$. Any framework $\mathcal{G}(p')$ that is bearing equivalent to $\mathcal{G}(p)$ satisfies $R(p)p' = 0$. It then follows from $\text{Null}(R(p)) = \text{Null}(R^\kappa(p))$ that $R^\kappa(p)p' = 0$, which means $\mathcal{G}(p')$ is also bearing congruent to $\mathcal{G}(p)$. As a result, $\mathcal{G}(p)$ is globally bearing rigid.

Because $R(p)$ and $R^\kappa(p)$ have the same column number, it follows immediately that $\text{Null}(R^\kappa(p)) = \text{Null}(R(p))$ if and only if $\text{rank}(R^\kappa(p)) = \text{rank}(R(p))$. \blacksquare

The following result shows that bearing rigidity and global bearing rigidity are equivalent notions.

Theorem 3 (Condition for Bearing Rigidity): A framework $\mathcal{G}(p)$ in \mathbb{R}^d is bearing rigid if and only if it is globally bearing rigid.

Proof: By definition, global bearing rigidity implies bearing rigidity. We next prove the converse is also true. Suppose the framework $\mathcal{G}(p)$ is bearing rigid. By the definition of bearing rigidity and Theorem 1, any framework satisfying $R(p)p' = 0$ and $\|p' - p\| \leq \epsilon$ also satisfies $R^\kappa(p)p' = 0$, i.e.,

$$R(p)(p + \delta p) = 0 \Rightarrow R^\kappa(p)(p + \delta p) = 0, \quad \forall \delta p, \|\delta p\| \leq \epsilon$$

where $\delta p = p' - p$. It then follows from $R(p)p = 0$ and $R^\kappa(p)p = 0$ that $R(p)\delta p = 0 \Rightarrow R^\kappa(p)\delta p = 0$ for all $\|\delta p\| \leq \epsilon$. This means $\text{Null}(R(p)) \subseteq \text{Null}(R^\kappa(p))$ in spite of the constraint of $\|\delta p\|$. Since $\text{Null}(R^\kappa(p)) \subseteq \text{Null}(R(p))$ as shown in Lemma 4, we further have $\text{Null}(R(p)) = \text{Null}(R^\kappa(p))$ and consequently $\mathcal{G}(p)$ is globally bearing rigid. ■

We next give the necessary and sufficient condition for infinitesimal bearing rigidity.

Theorem 4 (Condition for Infinitesimal Bearing Rigidity): For a framework $\mathcal{G}(p)$ in \mathbb{R}^d , the following statements are equivalent:

- (a) $\mathcal{G}(p)$ is infinitesimally bearing rigid;
- (b) $\text{rank}(R(p)) = dn - d - 1$;
- (c) $\text{Null}(R(p)) = \text{span}\{\mathbf{1} \otimes I_d, p\} = \text{span}\{\mathbf{1} \otimes I_d, p - \mathbf{1} \otimes \bar{p}\}$, where $\bar{p} = (\mathbf{1} \otimes I_d)^T p / n$ is the centroid of $\{p_i\}_{i \in \mathcal{V}}$.

Proof: Lemma 3 shows $\text{span}\{\mathbf{1} \otimes I_d, p\} \subseteq \text{Null}(R(p))$. Observe $\mathbf{1} \otimes I_d$ and p correspond to a rigid-body translation and a scaling of the framework, respectively. The stated condition directly follows from Definition 5. Note also that $\{\mathbf{1} \otimes I_d, p - \mathbf{1} \otimes \bar{p}\}$ is an orthogonal basis for $\text{span}\{\mathbf{1} \otimes I_d, p\}$. ■

The special cases of \mathbb{R}^2 and \mathbb{R}^3 are of particular interest. A framework $\mathcal{G}(p)$ is infinitesimally bearing rigid in \mathbb{R}^2 if and only if $\text{rank}(R(p)) = 2n - 3$, and in \mathbb{R}^3 if and only if $\text{rank}(R(p)) = 3n - 4$. Note Theorem 4 does not require $n \geq d$.

The following result characterizes the relationship between infinitesimal bearing rigidity and global bearing rigidity.

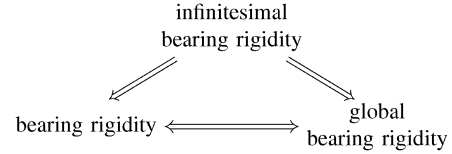
Theorem 5: Infinitesimal bearing rigidity implies global bearing rigidity.

Proof: Infinitesimal bearing rigidity implies $\text{Null}(R(p)) = \text{span}\{\mathbf{1} \otimes I_d, p\}$. Since $\text{span}\{\mathbf{1} \otimes I_d, p\} \subseteq \text{Null}(R^\kappa(p)) \subseteq \text{Null}(R(p))$ as shown in Lemma 4, it immediately follows from $\text{Null}(R(p)) = \text{span}\{\mathbf{1} \otimes I_d, p\}$ that $\text{Null}(R^\kappa(p)) = \text{Null}(R(p))$, which means $\mathcal{G}(p)$ is globally bearing rigid according to Theorem 2. ■

The converse of Theorem 5 is not true, i.e., global bearing rigidity does not imply infinitesimal bearing rigidity. For example, the collinear framework as shown in Fig. 2(a) is globally bearing rigid but not infinitesimally bearing rigid.

We have at this point discussed three notions of bearing rigidity: (i) bearing rigidity, (ii) global bearing rigidity, and (iii) infinitesimal bearing rigidity. According to Theorem 3 and

Theorem 5, the relationship between the three kinds of bearing rigidity can be summarized as below:



We next explore two important properties of infinitesimal bearing rigidity. The following theorem shows that infinitesimal bearing rigidity can uniquely determine the shape of a framework.

Theorem 6 (Unique Shape): An infinitesimally bearing rigid framework can be uniquely determined up to a translational and a scaling factor.

Proof: Suppose $\mathcal{G}(p)$ is an infinitesimally bearing rigid framework in \mathbb{R}^d . Consider an arbitrary framework $\mathcal{G}(p')$ that is bearing equivalent to $\mathcal{G}(p)$. Our aim is to prove $\mathcal{G}(p')$ is different from $\mathcal{G}(p)$ only in a translation and a scaling factor. The configuration p' can always be decomposed as

$$p' = cp + \mathbf{1} \otimes \eta + q \quad (6)$$

where $c \in \mathbb{R} \setminus \{0\}$ is the scaling factor, $\eta \in \mathbb{R}^d$ denotes a rigid-body translation of the framework, and $q \in \mathbb{R}^{dn}$, which satisfies $q \perp \text{span}\{\mathbf{1} \otimes I_d, p\}$, represents a transformation other than translation and scaling. We only need to prove $q = 0$. Since infinitesimal bearing rigidity implies that $\text{Null}(R(p)) = \text{span}\{\mathbf{1} \otimes I_d, p\}$, multiplying $R(p)$ on both sides of (6) yields

$$R(p)p' = R(p)q. \quad (7)$$

Since $\mathcal{G}(p')$ is bearing equivalent to $\mathcal{G}(p)$, we have $R(p)p' = 0$ by Theorem 1. Therefore, (7) implies $R(p)q = 0$. Since $q \perp \text{span}\{\mathbf{1} \otimes I_d, p\} = \text{Null}(R(p))$, the above equation suggests $q = 0$. As a result, p' is different from p only in a scaling factor c and a rigid-body translation η . ■

The following theorem shows that if a framework is infinitesimally bearing rigid in a lower dimension, it is still infinitesimally bearing rigid when evaluated in a higher dimensional space.

Theorem 7 (Invariance to Dimension): Infinitesimal bearing rigidity is invariant to space dimensions.

Proof: Consider a framework $\mathcal{G}(p)$ in \mathbb{R}^d ($n \geq 2, d \geq 2$). Suppose the framework becomes $\mathcal{G}(\bar{p})$ when the dimension is lifted from d to \tilde{d} ($\tilde{d} > d$). Our goal is to prove that

$$\text{rank}(R(p)) = dn - d - 1 \Leftrightarrow \text{rank}(R(\bar{p})) = \tilde{d}n - \tilde{d} - 1$$

and consequently $\mathcal{G}(\bar{p})$ is infinitesimally bearing rigid in $\mathbb{R}^{\tilde{d}}$ if and only if $\mathcal{G}(p)$ is infinitesimally bearing rigid in \mathbb{R}^d .

First, consider an oriented graph and write the bearings of $\mathcal{G}(p)$ and $\mathcal{G}(\bar{p})$ as $\{g_k\}_{k=1}^m$ and $\{\tilde{g}_k\}_{k=1}^m$, respectively. Since \tilde{p}_i is obtained from p_i by lifting the dimension, without loss of generality, assume $\tilde{p}_i = [p_i^T, 0]^T$ ($\forall i \in \mathcal{V}$) where the zero vector is $(\tilde{d} - d)$ -dimensional. Then

$$\tilde{g}_k = \begin{bmatrix} g_k \\ 0 \end{bmatrix}, \quad P_{\tilde{g}_k} = \begin{bmatrix} P_{g_k} & 0 \\ 0 & I_{\tilde{d}-d} \end{bmatrix}, \quad \forall k = \{1, \dots, m\}.$$

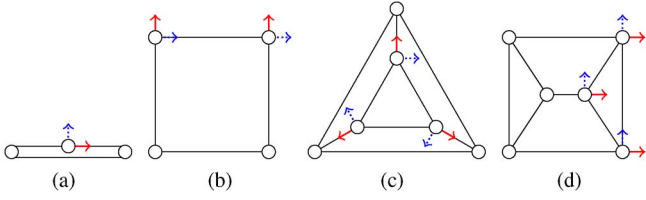


Fig. 2. Examples of *non-infinitesimally bearing rigid* frameworks. The red arrows (solid) stand for non-trivial infinitesimal bearing motions and the blue arrows (dashed) for the associated orthogonal infinitesimal distance motions.

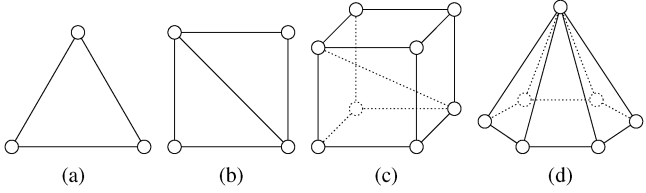


Fig. 3. Examples of *infinitesimally bearing rigid* frameworks.

The bearing rigidity matrix of $\mathcal{G}(\tilde{p})$ is $R(\tilde{p}) = \text{diag}(I_{\tilde{d}} / \|e_k\|) \text{diag}(P_{g_k})(H \otimes I_{\tilde{d}})$, where

$$\begin{aligned} & \text{diag}(P_{g_k})(H \otimes I_{\tilde{d}}) \\ &= \text{diag} \left(\begin{bmatrix} P_{g_k} & 0 \\ 0 & I_{\tilde{d}-d} \end{bmatrix} \right) H \otimes \begin{bmatrix} I_d & 0 \\ 0 & I_{\tilde{d}-d} \end{bmatrix}. \end{aligned}$$

Permute the rows of $\text{diag}(P_{g_k})(H \otimes I_{\tilde{d}})$ to obtain

$$A = \begin{bmatrix} \text{diag}(P_{g_k})H \otimes [I_d & 0] \\ I_{(\tilde{d}-d)m}H \otimes [0 & I_{\tilde{d}-d}] \end{bmatrix} \triangleq \begin{bmatrix} A_1 \\ A_2 \end{bmatrix}.$$

Since the permutation of the rows does not change the matrix rank, we have $\text{rank}(R(\tilde{p})) = \text{rank}(A)$. Because the rows of A_1 are orthogonal to the rows of A_2 , we have $\text{rank}(A) = \text{rank}(A_1) + \text{rank}(A_2)$. As a result, considering $\text{rank}(A_1) = \text{rank}(\text{diag}(P_{g_k})H \otimes I_d) = \text{rank}(R(p))$ and $\text{rank}(A_2) = \text{rank}(H \otimes I_{\tilde{d}-d}) = (\tilde{d} - d)(n - 1)$, we have

$$\text{rank}(R(\tilde{p})) = \text{rank}(R(p)) + (\tilde{d} - d)(n - 1).$$

It can be easily verified using the above equation that $\text{rank}(R(\tilde{p})) = \tilde{d}n - \tilde{d} - 1$ if and only if $\text{rank}(R(p)) = dn - d - 1$. ■

Fig. 2 shows examples of non-infinitesimal bearing rigid frameworks. The frameworks in Fig. 2 are not infinitesimally bearing rigid because there exist non-trivial infinitesimal bearing motions (see, for example, the red arrows). Fig. 3 shows some two- and three-dimensional infinitesimally bearing rigid frameworks. It can be verified that each of the frameworks satisfies $\text{rank}(R(p)) = dn - d - 1$.

A. Connections to Distance Rigidity Theory

The bearing rigidity theory and the distance rigidity theory study similar problems of whether the shape of a framework can be uniquely determined by the inter-neighbor bearings and inter-neighbor distances, respectively. It is meaningful to study

the connections between the two rigidity theories. The following theorem establishes the equivalence between infinitesimal bearing and distance rigidity in \mathbb{R}^2 .

Theorem 8: In \mathbb{R}^2 , a framework is infinitesimally bearing rigid if and only if it is infinitesimally distance rigid.

Proof: See Appendix A. ■

Two remarks on Theorem 8 are given below. Firstly, Theorem 8 cannot be generalized to \mathbb{R}^3 or higher dimensions. For example, the three-dimensional cubic and hexagonal pyramid frameworks in Fig. 3(c), (d) are infinitesimally bearing rigid but not distance rigid. In particular, the rank of the distance rigidity matrices of the two frameworks are 13 and 12, respectively, whereas the required ranks for infinitesimal distance rigidity are 18 and 15, respectively. Secondly, Theorem 8 suggests that we can determine the infinitesimal distance rigidity of a framework by examining its infinitesimal bearing rigidity. For example, it may be tricky to see the frameworks in Fig. 2(c), (d) are not infinitesimally distance rigid, but it is obvious to see the non-trivial infinitesimal bearing motions and conclude they are not infinitesimally bearing rigid.

An immediate corollary of Theorem 8 describes the relationship between infinitesimal bearing motions and infinitesimal distance motions of frameworks in \mathbb{R}^2 . Let $Q_{\pi/2} \in \mathcal{SO}(2)$ be a rotation matrix that can rotate a vector in \mathbb{R}^2 by $\pi/2$. For any $\delta p = [\delta p_1^T, \dots, \delta p_n^T]^T \in \mathbb{R}^{2n}$, denote $\delta p^\perp = [(Q_{\pi/2}\delta p_1)^T, \dots, (Q_{\pi/2}\delta p_n)^T]^T \in \mathbb{R}^{2n}$.

Corollary 1: The vector δp is an infinitesimal bearing motion of a framework $\mathcal{G}(p)$ in \mathbb{R}^2 if and only if δp^\perp is an infinitesimal distance motion of $\mathcal{G}(p)$.

Proof: See Appendix A. ■

Given a framework in \mathbb{R}^2 , Corollary 1 suggests that for any infinitesimal bearing motion, there exists a perpendicular infinitesimal distance motion, and the converse is also true. Corollary 1 is illustrated by Fig. 2 (indicated by the red (solid) and blue (dashed) arrows).

To end this section, we briefly compare the proposed bearing rigidity theory with the well-known distance rigidity theory. In the distance rigidity theory, there are three kinds of rigidity: (i) distance rigidity, (ii) global distance rigidity, and (iii) infinitesimal distance rigidity. The relationship between them is (ii) \Rightarrow (i) and (iii) \Rightarrow (i). Note (ii) and (iii) do not imply each other. The global distance rigidity can uniquely determine the shape of a framework, but it is usually difficult to mathematically examine [22], [23]. Infinitesimal distance rigidity can be conveniently examined by a rank condition (see Lemma 14 in Appendix A), but it is not able to ensure a unique shape. As a comparison, the proposed infinitesimal bearing rigidity not only can be examined by a rank condition (Theorem 4) but also can ensure the unique shape of a framework (Theorem 6). In addition, the rank condition for infinitesimal distance rigidity requires to distinguish the cases of $n \geq d$ and $n < d$ (Lemma 14), while the rank condition for infinitesimal bearing rigidity does not. Finally, an infinitesimally distance rigid framework in a lower dimension may become non-rigid in a higher dimension (see, for example, Fig. 3(b)), while infinitesimal bearing rigidity is invariant to dimensions. In summary, the bearing rigidity theory possesses a number of attractive features compared to the distance rigidity theory, and as we will show in the sequel,

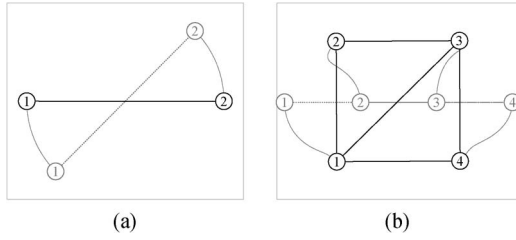


Fig. 4. Target formation in black; initial formation in grey. (a) Bearing constraints for the target formation are $g_{12}^* = -g_{21}^* = [1, 0]^T$. (b) Bearing constraints for the target formation are $g_{12}^* = -g_{21}^* = [0, 1]^T$, $g_{23}^* = -g_{32}^* = [1, 0]^T$, $g_{34}^* = -g_{43}^* = [0, -1]^T$, $g_{41}^* = -g_{14}^* = [-1, 0]^T$, and $g_{13}^* = -g_{31}^* = [\sqrt{2}/2, \sqrt{2}/2]^T$.

it is a powerful tool for analyzing bearing-based formation control problems.

III. BEARING-ONLY FORMATION CONTROL WITH A GLOBAL REFERENCE FRAME

In this section, we study bearing-only formation control of multi-agent systems in arbitrary dimensions in the presence of a global reference frame. Consider n agents in \mathbb{R}^d ($n \geq 2$ and $d \geq 2$). Note $n \geq d$ is not required. Assume there is a global reference frame known to each agent. All the vector quantities given in this section are expressed in this global frame. Denote $p_i \in \mathbb{R}^d$ as the position of agent $i \in \{1, \dots, n\}$. The dynamics of agent i is

$$\dot{p}_i(t) = v_i(t)$$

where $v_i(t) \in \mathbb{R}^d$ is the velocity input to be designed. Denote $p = [p_1^T, \dots, p_n^T]^T \in \mathbb{R}^{dn}$ and $v = [v_1^T, \dots, v_n^T]^T \in \mathbb{R}^{dn}$. The underlying sensing graph $\mathcal{G} = (\mathcal{V}, \mathcal{E})$ is assumed to be undirected and fixed, and the formation is denoted by $\mathcal{G}(p)$. The edge vector e_{ij} and the bearing g_{ij} are defined as in (2). Considering an arbitrary orientation of \mathcal{G} , we can reexpress the edge and bearing vectors as $e = [e_1^T, \dots, e_m^T]^T$ and $g = [g_1^T, \dots, g_m^T]^T$ as defined in (3).

If $(i, j) \in \mathcal{E}$, agent i can measure the relative bearing g_{ij} of agent j . As a result, the *bearing measurements* obtained by agent i at time t are $\{g_{ij}(t)\}_{j \in \mathcal{N}_i}$. The constant *bearing constraints* for the target formation are specified as $\{g_{ij}^*\}_{(i,j) \in \mathcal{E}}$ with $g_{ij}^* = -g_{ji}^*$. Fig. 4 gives two examples to illustrate the bearing constraints.

Definition 6 (Feasible Bearing Constraints): The bearing constraints $\{g_{ij}^*\}_{(i,j) \in \mathcal{E}}$ are feasible if there exists a formation $\mathcal{G}(p)$ that satisfies $g_{ij} = g_{ij}^*$ for all $(i, j) \in \mathcal{E}$.

Feasible bearing constraints can be easily calculated from an arbitrary configuration that has the desired geometric formation pattern. The bearing-only formation control problem to be solved in this section is formally stated below.

Problem 1: Given feasible constant bearing constraints $\{g_{ij}^*\}_{(i,j) \in \mathcal{E}}$ and the initial formation $\mathcal{G}(p(0))$, design $v_i(t)$ for agent $i \in \mathcal{V}$ based only on the bearing measurements $\{g_{ij}(t)\}_{j \in \mathcal{N}_i}$ such that $g_{ij}(t) \rightarrow g_{ij}^*$ as $t \rightarrow \infty \forall (i, j) \in \mathcal{E}$.

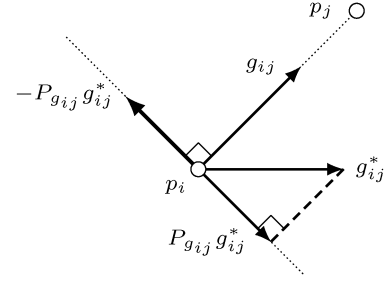


Fig. 5. Geometric interpretation of control law (8). The control term $-P_{g_{ij}} g_{ij}^*$ is perpendicular to the bearing g_{ij} .

A. A Bearing-Only Control Law

The proposed nonlinear bearing-only control law is

$$v_i(t) = - \sum_{j \in \mathcal{N}_i} P_{g_{ij}(t)} g_{ij}^*, \quad i \in \mathcal{V} \quad (8)$$

where $P_{g_{ij}(t)} = I_d - g_{ij}(t)g_{ij}^T(t)$. First, the control law is distributed since the control of agent i only requires the bearing measurements $\{g_{ij}(t)\}_{j \in \mathcal{N}_i}$. Second, the control input is always bounded as $\|v_i(t)\| \leq |\mathcal{N}_i|$ since $\|P_{g_{ij}(t)}\| = \|g_{ij}^*\| = 1$. Third, the control law has a clear geometric interpretation as illustrated in Fig. 5: the control term $-P_{g_{ij}} g_{ij}^*$ is perpendicular to g_{ij} since $g_{ij}^T P_{g_{ij}} g_{ij}^* = 0$. As a result, the control law attempts to reduce the bearing error of g_{ij} while preserving the distance between agents i and j . This geometric interpretation can also be demonstrated by the example shown in Fig. 4(a), where the bearing error is reduced to zero while the inter-agent distance is preserved. In addition, similar “projective” control laws have been used before in [24], [25] for circular formation coordination control.

In order to analyze the proposed control law, we rewrite it in a matrix-vector form. Since $g_{ij}^* = -g_{ji}^*$, the bearing constraints $\{g_{ij}^*\}_{(i,j) \in \mathcal{E}}$ can be reexpressed as $\{g_k^*\}_{k=1}^m$ by considering an oriented graph. Let $g^* = [(g_1^*)^T, \dots, (g_m^*)^T]^T$, then (8) can be written as

$$v = \bar{H}^T \text{diag}(P_{g_k}) g^* \triangleq \tilde{R}^T(p) g^*. \quad (9)$$

It should be noted that the oriented graph is merely used to obtain the matrix expression while the underlying sensing graph of the formation is still the undirected graph \mathcal{G} . Moreover, it is worth mentioning that control law (9) is a modified gradient control law. If we consider the bearing error $\sum_{k=1}^m \|g_k - g_k^*\|^2$, a short calculation shows the corresponding gradient control law is $u = \bar{H}^T \text{diag}(P_{g_k} / \|e_k\|) g^*$, which is exactly $u = R^T(p) g^*$, where $R(p)$ is the bearing rigidity matrix. This gradient control law, however, requires the distance measurement $\|e_k\|$. By removing the distance term $\|e_k\|$, we can obtain the proposed control law (9).

We next examine some useful properties of the control law. First of all, we show that both the centroid and scale of the formation are invariant quantities under the action of the control law. In this direction, define the *centroid* and *scale* of the formation as

$$\bar{p} \triangleq \frac{1}{n} \sum_{i=1}^n p_i, \quad s \triangleq \sqrt{\frac{1}{n} \sum_{i=1}^n \|p_i - \bar{p}\|^2}.$$

The scale is the quadratic mean of the distances from the agents to the centroid.

Lemma 5: Under control law (9), $\dot{p}(t) \perp \text{span}\{\mathbf{1} \otimes I_d, p(t)\}$.

Proof: The dynamics $\dot{p} = \tilde{R}^T(p)g^*$ implies $\dot{p} \in \text{Range}(\tilde{R}^T(p))$. Since $\text{Range}(\tilde{R}^T(p)) \perp \text{Null}(\tilde{R}(p))$, we have $\dot{p} \perp \text{Null}(\tilde{R}(p))$. Furthermore, $\text{Null}(\tilde{R}(p)) = \text{Null}(R(p))$ and $\text{span}\{\mathbf{1} \otimes I_d, p\} \subseteq \text{Null}(R(p))$ by Lemma 3 concludes the proof. ■

Theorem 9 (Centroid and Scale Invariance): The centroid \bar{p} and the scale s are invariant under the control law (9).

Proof: Since $\bar{p} = (\mathbf{1} \otimes I_d)^T p/n$, we have $\dot{\bar{p}} = (\mathbf{1} \otimes I_d)^T \dot{p}/n$. It follows from $\dot{p} \perp \text{Range}(\mathbf{1} \otimes I_d)$ as shown in Lemma 5 that $\dot{\bar{p}} \equiv 0$. Rewrite s as $s = \|p - \mathbf{1} \otimes \bar{p}\|/\sqrt{n}$. Then

$$\dot{s} = \frac{1}{\sqrt{n}} \frac{(p - \mathbf{1} \otimes \bar{p})^T \dot{p}}{\|p - \mathbf{1} \otimes \bar{p}\|}.$$

It follows from $\dot{p} \perp p$ and $\dot{p} \perp \mathbf{1} \otimes \bar{p}$ that $\dot{s} \equiv 0$. ■

Theorem 9 can be well demonstrated by the simple simulation example as shown in Fig. 4(a). As can be seen, the middle point (i.e., the centroid) and the distance of the two agents (i.e., the scale) are invariant during the formation evolution. The invariance of centroid and scale has also been observed by [14] for bearing-only formation control in two-dimensional cases.

The following results, which can be obtained from Theorem 9, characterize the behavior of the formation trajectories. In particular, the bounds for the quantities $\max_{i \in \mathcal{V}} \|p_i(t) - \bar{p}\|$ and $\|p_i(t) - p_j(t)\|$, $\forall i, j \in \mathcal{V}$ are given.

Corollary 2: The formation trajectory under the control law (9) satisfies the following inequalities,

- (a) $s \leq \max_{i \in \mathcal{V}} \|p_i(t) - \bar{p}\| \leq s\sqrt{n-1}$, $\forall t \geq 0$.
- (b) $\|p_i(t) - p_j(t)\| \leq 2s\sqrt{n-1}$, $\forall i, j \in \mathcal{V}$, $\forall t \geq 0$.

Proof: We first prove $\|p_i - \bar{p}\| \leq s\sqrt{n-1}$ for all $i \in \mathcal{V}$. On one hand, $\sum_{j \in \mathcal{V}} (p_j - \bar{p}) = (p_i - \bar{p}) + \sum_{j \in \mathcal{V}, j \neq i} (p_j - \bar{p}) = 0$ implies

$$\|p_i - \bar{p}\|^2 \leq \left(\sum_{\substack{j \in \mathcal{V} \\ j \neq i}} \|p_j - \bar{p}\| \right)^2 \leq (n-1) \sum_{\substack{j \in \mathcal{V} \\ j \neq i}} \|p_j - \bar{p}\|^2. \quad (10)$$

On the other hand, scale invariance implies that $\|p_i - \bar{p}\|^2 + \sum_{j \in \mathcal{V}, j \neq i} \|p_j - \bar{p}\|^2 = ns^2$. Substituting this expression into (10) gives $\|p_i - \bar{p}\|^2 \leq (n-1)(ns^2 - \|p_i - \bar{p}\|^2)$, which implies $\|p_i - \bar{p}\| \leq s\sqrt{n-1}$. We next prove $s \leq \max_{i \in \mathcal{V}} \|p_i - \bar{p}\|$. Since $\max_{i \in \mathcal{V}} \|p_i - \bar{p}\|^2 \geq \|p_j - \bar{p}\|^2$, we have $n(\max_{i \in \mathcal{V}} \|p_i - \bar{p}\|^2) \geq \sum_{i=1}^n \|p_i - \bar{p}\|^2 = ns^2$, which implies $\max_{i \in \mathcal{V}} \|p_i - \bar{p}\| \geq s$. The inequality in (b) is obtained from $\|p_i(t) - p_j(t)\| = \|(p_i(t) - \bar{p}) - (p_j(t) - \bar{p})\| \leq \|p_i(t) - \bar{p}\| + \|p_j(t) - \bar{p}\| \leq 2s\sqrt{n-1}$. ■

B. Formation Stability Analysis

In order to prove the formation stability, we adopt the following rigidity assumption.

Assumption 1: The bearing constraints $\{g_{ij}^*\}_{(i,j) \in \mathcal{E}}$ ensures infinitesimal bearing rigidity.

Assumption 1 gives two conditions that will be useful for the formation stability analysis. The first condition is that the shape of any formation that satisfies the bearing constraints is unique according to Theorem 6. The second condition is a mathematical condition. More specifically, suppose $\mathcal{G}(p)$ is a formation that satisfies the bearing constraints, then Assumption 1 indicates that the bearing rigidity matrix $R(p)$ satisfies $\text{rank}(R(p)) = dn - d - 1$ and $\text{Null}(R(p)) = \text{span}\{\mathbf{1} \otimes I_d, p\}$ according to Theorem 4.

The basic idea of the formation stability proof is to show that the formation converges from an initial formation $\mathcal{G}(p(0))$ to a target formation $\mathcal{G}(p^*)$ as defined below.

Definition 7 (Target Formation): Let $\mathcal{G}(p^*)$ be a target formation satisfying

- (a) Centroid: $\bar{p}^* = \bar{p}(0)$.
- (b) Scale: $s^* = s(0)$.
- (c) Bearing: $(p_j^* - p_i^*)/\|p_j^* - p_i^*\| = g_{ij}^*$ for all $(i, j) \in \mathcal{E}$.

The target formation $\mathcal{G}(p^*)$ has the same centroid and scale as the initial formation and it satisfies all the bearing constraints.

Lemma 6 (Existence and Uniqueness): The target formation $\mathcal{G}(p^*)$ in Definition 7 always exists and is unique under Assumption 1.

Proof: Since the bearing constraints are feasible, there exist formations that satisfy the bearings. Due to the infinitesimal bearing rigidity in Assumption 1, these formations including $\mathcal{G}(p^*)$ can be uniquely determined up to translations and scaling factors. Since $\mathcal{G}(p^*)$ additionally has the centroid and the scale as $\bar{p}(0)$ and $s(0)$, the translation and the scale of $\mathcal{G}(p^*)$ can be uniquely determined. ■

Remark 2: The unique value of p^* can be calculated as below. From the bearing constraints, construct $\tilde{R} \triangleq \text{diag}(P_{g_k^*})\tilde{H}$, which has the same null space as the bearing rigidity matrix $R(p^*)$. It follows from the infinitesimal bearing rigidity that $\text{Null}(\tilde{R}) = \text{Null}(R(p^*)) = \text{span}\{\mathbf{1} \otimes I_d, p^*\}$. Suppose $\text{span}\{\mathbf{1} \otimes I_d, q\}$ is an orthogonal basis of $\text{Null}(\tilde{R})$ obtained by numerical calculation. Since $p^* \in \text{Null}(\tilde{R})$, we can express p^* as a linear combination of $\mathbf{1} \otimes I_d$ and q , $p^* = \mathbf{1} \otimes x + \alpha q$, where $x \in \mathbb{R}^d$ and $\alpha \in \mathbb{R}$ are the coefficients to be calculated. Since $\bar{p}^* = (\mathbf{1} \otimes I_d)^T p^*/n = \bar{p}(0)$ and $s^* = \|p^* - \mathbf{1} \otimes \bar{p}^*\|/\sqrt{n} = s(0)$, a short calculation shows that $x = \bar{p}(0)$ and $\alpha = \pm s(0)\sqrt{n}/\|q\|$. The correct sign of α can be determined by comparing the signs of $q_j - q_i$ and g_{ij}^* .

The stability proof is to show that the formation converges to the target formation and consequently the bearing errors converge to zero. This idea was originally proposed by [14] to solve bearing-only formation control in two dimensions. In this direction, let $\delta_i = p_i - p_i^*$ and then $\dot{\delta}_i = f_i(\delta) = \dot{p}_i$. Denote $\delta = [\delta_1^T, \dots, \delta_n^T]^T$ and $f(\delta) = [f_1^T(\delta), \dots, f_n^T(\delta)]^T$. With control law (9), the δ -dynamics is expressed as

$$\dot{\delta}(t) = f(\delta) = \tilde{H}^T \text{diag}(P_{g_k})g^*. \quad (11)$$

Our aim is to show $\delta(t)$ converges to zero. We next identify the equilibriums of the δ -dynamics. Denote

$$r(t) \triangleq p(t) - (\mathbf{1} \otimes \bar{p}), \quad r^* \triangleq p^* - (\mathbf{1} \otimes \bar{p}^*).$$

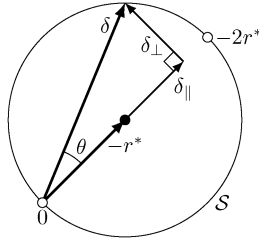


Fig. 6. Geometric interpretation of δ which satisfies $\|\delta + r^*\| = \|r^*\|$.

Note $r(t)$ is obtained by moving the centroid of $p(t)$ to the origin. Due to the scale invariance, it can be verified that $\|r(t)\| \equiv \|r^*\| = \sqrt{n}s$ for all $t \geq 0$. Moreover, since $\bar{p} = \bar{p}^*$, we have $\delta(t) = r(t) - r^*$.

Lemma 7: System (11) evolves on the surface of the sphere

$$\mathcal{S} = \{\delta \in \mathbb{R}^{dn} : \|\delta + r^*\| = \|r^*\|\}.$$

Proof: It follows from $\delta(t) = r(t) - r^*$ that $\|\delta(t) + r^*\| = \|r(t)\| = \|r^*\|$, where $\|r(t)\| = \|r^*\|$ is due to the scale invariance. ■

The state manifold \mathcal{S} is illustrated by Fig. 6. We next introduce a useful lemma and then prove that system (11) has *two isolated equilibria* on \mathcal{S} .

Lemma 8: Any two unit vectors $g_1, g_2 \in \mathbb{R}^d$ always satisfy $g_1^T P_{g_2} g_1 = g_2^T P_{g_1} g_2$.

Proof: Since $g_1^T g_1 = g_2^T g_2 = 1$, we have $g_1^T P_{g_2} g_1 = g_1^T (I_d - g_2 g_2^T) g_1 = g_1^T g_1 - g_1^T g_2 g_2^T g_1 = g_2^T g_2 - g_2^T g_1 g_1^T g_2 = g_2^T (I_d - g_1 g_1^T) g_2 = g_2^T P_{g_1} g_2$. ■

Theorem 10 (Equilibrium): Under Assumption 1, system (11) has two isolated equilibria, $\delta = 0$ and $\delta = -2r^*$.

Proof: Any equilibrium $\delta \in \mathcal{S}$ must satisfy $f(\delta) = \bar{H}^T \text{diag}(P_{g_k}) g^* = 0$, which implies

$$\begin{aligned} 0 &= (p^*)^T \bar{H}^T \text{diag}(P_{g_k}) g^* = (e^*)^T \text{diag}(P_{g_k}) g^* \\ &= \sum_{k=1}^m (e_k^*)^T P_{g_k} g_k^* = \sum_{k=1}^m \|e_k^*\| (g_k^*)^T P_{g_k} g_k^*. \end{aligned}$$

Since $(g_k^*)^T P_{g_k} g_k^* \geq 0$, the above equation implies $(g_k^*)^T P_{g_k} g_k^* = 0$ for all k . As a result, by Lemma 8, we have $g_k^T P_{g_k^*} g_k = 0 \Rightarrow e_k^T P_{g_k^*} e_k = 0$ for all k and thus

$$0 = e^T \text{diag}(P_{g_k^*}) e = p^T \underbrace{\bar{H}^T \text{diag}(P_{g_k^*})}_{\tilde{R}^T(p^*)} \underbrace{\text{diag}(P_{g_k^*})}_{\tilde{R}(p^*)} \bar{H} p$$

where the last equality is due to the facts that $P_{g_k^*} = P_{g_k^*}^2$ and $e = \bar{H}p$. The above equation indicates $\tilde{R}(p^*)p = 0$. Observe $\tilde{R}(p^*) = \text{diag}(P_{g_k^*})\bar{H}$ has the same null space as the bearing rigidity matrix $R(p^*) = \text{diag}(P_{g_k^*}/\|e_k^*\|)\bar{H}$. Since $\mathcal{G}(p^*)$ is infinitesimally bearing rigid by Assumption 1, it follows from Theorem 4 that $\text{Null}(\tilde{R}(p^*)) = \text{span}\{\mathbf{1} \otimes I_d, p^* - \mathbf{1} \otimes \bar{p}^*\}$. Considering $\tilde{R}(p^*)p = 0 \Leftrightarrow \tilde{R}(p^*)(p - \mathbf{1} \otimes \bar{p}) = 0$, we have

$$p - \mathbf{1} \otimes \bar{p} \in \text{span}\{\mathbf{1} \otimes I_d, p^* - \mathbf{1} \otimes \bar{p}^*\}.$$

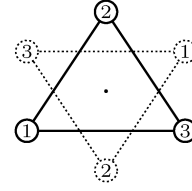


Fig. 7. Illustration of the target formation where $\delta = 0$ (solid) and its corresponding point reflection where $\delta = -2r^*$ (dashed).

Because $p - \mathbf{1} \otimes \bar{p} \perp \text{Range}(\mathbf{1} \otimes I_d)$, we further know $p - \mathbf{1} \otimes \bar{p} \in \text{span}\{p^* - \mathbf{1} \otimes \bar{p}^*\}$. Moreover, since $\|p - \mathbf{1} \otimes \bar{p}\| = \|p^* - \mathbf{1} \otimes \bar{p}^*\|$ due to the scale invariance, we have

$$p - \mathbf{1} \otimes \bar{p} = \pm(p^* - \mathbf{1} \otimes \bar{p}^*).$$

(i) In the case of $p - \mathbf{1} \otimes \bar{p} = p^* - \mathbf{1} \otimes \bar{p}^*$, we have $p = p^* \Leftrightarrow \delta = 0$ and consequently $g_{ij} = g_{ij}^*$ for all $(i, j) \in \mathcal{E}$. (ii) In the case of $p - \mathbf{1} \otimes \bar{p} = -(p^* - \mathbf{1} \otimes \bar{p}^*)$, we have $p = -p^* + 2(\mathbf{1} \otimes \bar{p}^*) \Leftrightarrow \delta = -2(p^* - \mathbf{1} \otimes \bar{p}^*)$, and consequently $g_{ij} = -g_{ij}^*$ for all $(i, j) \in \mathcal{E}$. ■

The equilibrium $\delta = 0$ is desired whereas the other one $\delta = -2r^*$ is undesired. As shown in the proof, the formation at $\delta = -2r^*$ is geometrically a *point reflection* of the target formation about the *centroid*. As a result, the two formations at the two equilibria have the same centroid, scale, and shape, but they have the opposite bearings. See Fig. 7 for an illustration.

Although we will present a nonlinear stability analysis of the two equilibria later, it is still meaningful to examine the Jacobian matrices at the two equilibria. Based on the Jacobian matrices, we are able to conclude by Lyapunov's indirect method that the undesired equilibrium $\delta = -2r^*$ is unstable.

Proposition 1: Let $A = \partial f(\delta)/\partial \delta$ be the Jacobian of $f(\delta)$. At the undesired equilibrium $\delta = -2r^*$, the Jacobian matrix $A|_{\delta=-2r^*}$ is symmetric positive semi-definite and at least one eigenvalue is positive. As a result, the undesired equilibrium $\delta = -2r^*$ is unstable.

Proof: Recall $f_i(\delta) = -\sum_{j \in \mathcal{N}_i} P_{g_{ij}} g_{ij}^*$, $\forall i \in \mathcal{V}$. For any $j \notin \mathcal{N}_i$, we have $A_{ij} = \partial f_i / \partial \delta_j = 0$. For any $j \in \mathcal{N}_i$, we have

$$\begin{aligned} A_{ij} &= \frac{\partial f_i}{\partial \delta_j} = -\frac{\partial P_{g_{ij}}}{\partial \delta_j} g_{ij}^* = \left(\frac{\partial g_{ij}}{\partial \delta_j} g_{ij}^T + g_{ij} \left(\frac{\partial g_{ij}}{\partial \delta_j} \right)^T \right) g_{ij}^* \\ &= \underbrace{\left(g_{ij}^T g_{ij}^* I_d + g_{ij} g_{ij}^{*T} \right)}_{G_{ij}} \frac{\partial g_{ij}}{\partial \delta_j} = G_{ij} \frac{P_{g_{ij}}}{\|e_{ij}\|}. \end{aligned}$$

For any $i \in \mathcal{V}$, we have

$$A_{ii} = -\sum_{j \in \mathcal{N}_i} \frac{\partial P_{g_{ij}}}{\partial \delta_i} g_{ij}^* = \sum_{j \in \mathcal{N}_i} G_{ij} \frac{\partial g_{ij}}{\partial \delta_i} = -\sum_{j \in \mathcal{N}_i} G_{ij} \frac{P_{g_{ij}}}{\|e_{ij}\|}.$$

Observe $A_{ii} = -\sum_{j \in \mathcal{N}_i} A_{ij}$ and $A_{ij} = A_{ji}$. Therefore, A has a similar structure as graph Laplacian [21].

At the undesired equilibrium $\delta = -2r^*$ where $g_{ij} = -g_{ij}^*$ for all $(i, j) \in \mathcal{E}$, we have

$$A_{ij}|_{\delta=-2r^*} = -\left(I_d + g_{ij}^* g_{ij}^{*T} \right) \frac{P_{g_{ij}^*}}{\|e_{ij}\|} = -\frac{P_{g_{ij}^*}}{\|e_{ij}^*\|} \leq 0$$

for all $j \in \mathcal{N}_i$. Similarly, we obtain

$$A_{ii}|_{\delta=-2r^*} = \sum_{j \in \mathcal{N}_i} \frac{P_{g_{ij}^*}}{\|e_{ij}^*\|} \geq 0, \quad \forall i \in \mathcal{V}.$$

Note $A|_{\delta=-2r^*}$ is positive semi-definite definite. To see that, consider any vector $y = [y_1^T, \dots, y_n^T]^T$ where $y_i \in \mathbb{R}^d$. Then, $y^T(A|_{\delta=-2r^*})y = \sum_{(i,j) \in \mathcal{E}} (y_i - y_j)^T P_{g_{ij}^*} (y_i - y_j) / \|e_{ij}^*\| \geq 0$. Thus, $A|_{\delta=-2r^*}$ has at least one positive eigenvalue and consequently the undesired equilibrium $\delta = -2r^*$ is unstable by Lyapunov's indirect method. ■

It can be shown that the Jacobian matrix at the desired equilibrium $\delta = 0$ is $A|_{\delta=0} = -A|_{\delta=-2r^*} \leq 0$, which is symmetric negative semi-definite. Since $A|_{\delta=0}$ is not Hurwitz, the stability of $\delta = 0$ cannot be concluded by the Lyapunov's indirect method. We next present a complete and nonlinear stability analysis of the two equilibriums.

Theorem 11 (Almost Global Exponential Stability): Under Assumption 1, the system trajectory $\delta(t)$ of (11) exponentially converges to $\delta = 0$ from any $\delta(0) \in \mathcal{S}$ except $\delta(0) = -2r^*$.

Proof: Choose the Lyapunov function as

$$V = \frac{1}{2} \|\delta\|^2.$$

The derivative of V is $\dot{V} = \delta^T \dot{\delta} = (p - p^*)^T \dot{p} = -(p^*)^T \dot{p}$. Substituting control law (9) into \dot{V} yields

$$\begin{aligned} \dot{V} &= -(p^*)^T \bar{H}^T \text{diag}(P_{g_k}) g^* = -(e^*)^T \text{diag}(P_{g_k}) g^* \\ &= -\sum_{k=1}^m (e_k^*)^T P_{g_k} g_k^* = -\sum_{k=1}^m \|e_k^*\| (g_k^*)^T P_{g_k} g_k^* \leq 0. \end{aligned} \quad (12)$$

Since $\dot{V} \leq 0$, we have $\|\delta(t)\| \leq \|\delta(0)\|$ for all $t \geq 0$. Furthermore, it follows from Lemma 8 that:

$$(g_k^*)^T P_{g_k} g_k^* = g_k^T P_{g_k^*} g_k$$

substituting which into (12) gives

$$\begin{aligned} \dot{V} &= -\sum_{k=1}^m \|e_k^*\| g_k^T P_{g_k^*} g_k = -\sum_{k=1}^m \frac{\|e_k^*\|}{\|e_k\|^2} e_k^T P_{g_k^*} e_k \\ &\leq -\underbrace{\frac{\min_{k=1, \dots, m} \|e_k^*\|}{4(n-1)s^2}}_{\alpha} \sum_{k=1}^m e_k^T P_{g_k^*} e_k \end{aligned} \quad (13)$$

where the inequality is due to the fact that $\|e_k\| \leq 2\sqrt{n-1}s$ as given in Corollary 2(b). Inequality (13) can be further written as

$$\begin{aligned} \dot{V} &\leq -\alpha e^T \text{diag}(P_{g_k^*}) e = -\alpha p^T \bar{H}^T \text{diag}(P_{g_k^*}) \bar{H} p \\ &= -\alpha \delta^T \bar{H}^T \text{diag}(P_{g_k^*}) \bar{H} \delta \quad (\text{due to } \text{diag}(P_{g_k^*}) \bar{H} p^* = 0) \\ &= -\alpha \underbrace{\delta^T \bar{H}^T \text{diag}(P_{g_k^*})}_{\tilde{R}^T(p^*)} \underbrace{\text{diag}(P_{g_k^*}) \bar{H}}_{\tilde{R}(p^*)} \delta. \end{aligned} \quad (14)$$

Observe $\tilde{R}(p^*)$ has the same rank and null space as the bearing rigidity matrix $R(p^*)$. Under the assumption of infinitesimal bearing rigidity, it follows from Theorem 4 that $\text{Null}(\tilde{R}(p^*)) = \text{span}\{\mathbf{1} \otimes I_d, p^*\}$ and $\text{rank}(\tilde{R}(p^*)) = dn - d - 1$. As a result, the smallest $d+1$ eigenvalues of $\tilde{R}^T(p^*)\tilde{R}(p^*)$ are zero. Let the minimum positive eigenvalue of $\tilde{R}^T(p^*)\tilde{R}(p^*)$ be λ_{d+2} . Decompose δ to $\delta = \delta_{\perp} + \delta_{\parallel}$, where $\delta_{\perp} \perp \text{Null}(\tilde{R}(p^*))$ and $\delta_{\parallel} \in \text{Null}(\tilde{R}(p^*))$. Then (14) implies

$$\dot{V} \leq -\alpha \lambda_{d+2} \|\delta_{\perp}\|^2. \quad (15)$$

Note δ_{\parallel} is the orthogonal projection of δ on $\text{Null}(\tilde{R}(p^*)) = \text{span}\{\mathbf{1} \otimes I_d, r^*\}$. Since $\delta \perp \text{span}\{\mathbf{1} \otimes I_d\}$, we further know that δ_{\parallel} is the orthogonal projection of δ on r^* (see Fig. 6). Let θ be the angle between δ and $-r^*$. Thus, $\|\delta_{\perp}\| = \|\delta\| \sin \theta$, and (15) becomes

$$\dot{V} \leq -\alpha \lambda_{d+2} \sin^2 \theta \|\delta\|^2. \quad (16)$$

It can be seen from Fig. 6 that $\theta \in [0, \pi/2)$. Let θ_0 be the value of θ at time $t = 0$. Since $\|\delta(t)\| \leq \|\delta(0)\|$ for all t , it is clear from Fig. 6 that $\theta(t) \geq \theta_0$. Then, (16) becomes

$$\dot{V} \leq -\underbrace{2\alpha \lambda_{d+2} \sin^2 \theta_0}_K V.$$

(i) If $\theta_0 > 0$, then $K > 0$. As a result, the error $\|\delta(t)\|$ decreases to zero exponentially fast. (ii) If $\theta_0 = 0$, it can be seen from Fig. 6 that $\delta(0) = -2r^*$ which is the undesired equilibrium. In summary, the system trajectory $\delta(t)$ converges to $\delta = 0$ exponentially fast from any initial points except $\delta = -2r^*$. ■

In terms of bearings, Theorem 11 indicates that $g_{ij}(t)$ converges to g_{ij}^* for all $(i, j) \in \mathcal{E}$ from any initial conditions except $g_{ij}(0) = -g_{ij}^*$, $\forall (i, j) \in \mathcal{E}$. In addition, the eigenvalue λ_{d+2} of $\tilde{R}^T(p^*)\tilde{R}(p^*)$ affects the convergence rate of the system. Since $\lambda_{d+2} > 0$ if and only if $\mathcal{G}(p^*)$ is infinitesimally bearing rigid, the eigenvalue λ_{d+2} can be viewed as a measure of the ‘‘degree of infinitesimal bearing rigidity.’’

C. Collision Avoidance

It is worth noting that there is an implicit assumption in the stability analysis in Theorem 11 that no two neighbors collide with each other during the formation evolution. If two neighbors collide, the bearing between them will be mathematically invalid. As a result, without this assumption, the stability result in Theorem 11 is merely valid until collision happens. In fact, control law (9) is not able to globally guarantee collision avoidance (see, for example, Fig. 8). In practice, the proposed control law may be implemented together with some other mechanisms like artificial potentials to guarantee collision avoidance. In this paper, we provide a sufficient condition that ensures all agents maintain a minimum separation distance.

Theorem 12: Under Assumption 1, given a minimum distance γ satisfying $0 \leq \gamma < \min_{i,j \in \mathcal{V}} \|p_i^* - p_j^*\|$, it can be guaranteed that $\|p_i(t) - p_j(t)\| > \gamma$, $\forall i, j \in \mathcal{V}$, $\forall t \geq 0$ if $\delta(0)$ satisfies

$$\|\delta(0)\| < \frac{1}{\sqrt{n}} \left(\min_{i,j \in \mathcal{V}} \|p_i^* - p_j^*\| - \gamma \right). \quad (17)$$

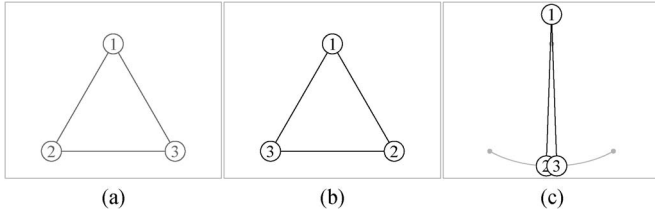


Fig. 8. Control law (9) is not able to globally guarantee collision avoidance. (a) Initial formation (b) target formation (c) collision.

Proof: For any $i, j \in \mathcal{V}$ and $t \geq 0$, since

$$p_i(t) - p_j(t) \equiv [p_i(t) - p_i^*] - [p_j(t) - p_j^*] + [p_i^* - p_j^*]$$

we have

$$\begin{aligned} \|p_i(t) - p_j(t)\| &\geq \|p_i^* - p_j^*\| - \|p_i(t) - p_i^*\| - \|p_j(t) - p_j^*\| \\ &\geq \|p_i^* - p_j^*\| - \sum_{\ell=1}^n \|p_\ell(t) - p_\ell^*\| \\ &\geq \|p_i^* - p_j^*\| - \sqrt{n} \|p(t) - p^*\|. \end{aligned}$$

Substituting $\delta(t) = p(t) - p^*$ and $\|\delta(t)\| \leq \|\delta(0)\|$ into the above inequality gives

$$\|p_i(t) - p_j(t)\| \geq \|p_i^* - p_j^*\| - \sqrt{n} \|\delta(0)\|.$$

As a result, if (17) holds, we have the desired result. ■

The upper bound for $\|\delta(0)\|$ given in Theorem 12 is inversely proportional to \sqrt{n} . This is intuitively reasonable since the chance for two agents colliding is high when the number of the agents is large and consequently, the initial error must be small to avoid collision. In addition, the condition given in Theorem 12 is conservative. Extensive simulations have shown that the proposed controller can avoid collisions even if the above condition is not satisfied.

IV. BEARING-ONLY FORMATION CONTROL WITHOUT A GLOBAL REFERENCE FRAME

In this section, we study the case where the global reference frame is unknown to the agents and each agent can only measure the bearings and relative orientations of their neighbors in their local reference frames.

Consider $n \geq 2$ agents in \mathbb{R}^3 . Denote $p_i \in \mathbb{R}^3$, $v_i \in \mathbb{R}^3$, and $w_i \in \mathbb{R}^3$ as the position, linear velocity, and angular velocity of agent $i \in \mathcal{V}$ expressed in a global reference frame which is unknown to each agent. There is a local reference frame fixed on the body of each agent. We use the superscript b to indicate a vector expressed in the local body frame. A vector quantity without the superscript is expressed in the global frame. In particular, v_i^b and w_i^b represent the linear velocity and angular velocity of agent i expressed in its own body frame. Let $Q_i \in SO(3)$ be the rotation from the body frame of agent i to the global frame. Then, $v_i = Q_i v_i^b$ and $w_i = Q_i w_i^b$. The position and orientation dynamics of agent i is

$$\begin{aligned} \dot{p}_i &= Q_i v_i^b, \\ \dot{Q}_i &= Q_i [w_i^b]_{\times} \end{aligned} \quad (18)$$

where $[\cdot]_{\times}$ is the skew-symmetric matrix operator defined in (1), and v_i^b and w_i^b are the inputs to be designed.

Denote, as before, $e_{ij} \triangleq p_j - p_i$ and $g_{ij} \triangleq e_{ij} / \|e_{ij}\|$ for $(i, j) \in \mathcal{E}$. Agent i can measure the bearings of its neighbors in its local frame, $\{g_{ij}^b\}_{j \in \mathcal{N}_i}$, where $g_{ij}^b = Q_i^T g_{ij}$. Moreover, assume agent i can also measure the *relative orientation* of its neighbors, $\{Q_i^T Q_j\}_{j \in \mathcal{N}_i}$. The bearing-only formation control problem to be solved in this section is stated as below.

Problem 2: Given feasible constant bearing constraints $\{g_{ij}^*\}_{(i,j) \in \mathcal{E}}$ and an initial formation $\mathcal{G}(p(0))$ with agent orientations as $\{Q_i(0)\}_{i \in \mathcal{V}}$, design $v_i^b(t)$ and $w_i^b(t)$ for agent $i \in \mathcal{V}$ based only on the local bearing measurements $\{g_{ij}^b(t)\}_{j \in \mathcal{N}_i}$ and relative orientation measurements $\{Q_i^T(t) Q_j(t)\}_{j \in \mathcal{N}_i}$ such that $\{Q_i(t)\}_{i \in \mathcal{V}}$ converge to a common value and $g_{ij}^b(t) \rightarrow g_{ij}^*$ as $t \rightarrow \infty$ for all $(i, j) \in \mathcal{E}$.

It is notable that there is an orientation synchronization problem embedded in Problem 2. This scheme is inspired by the works on formation control based on orientation alignment [26], [27]. Once the orientations of the agents have synchronized, the synchronized local frames can be viewed as a common frame where the bearing constraints should be satisfied. It is worth mentioning that the value of the finally synchronized orientation is not of our interest, and we only care about the shape of the formation. If required in practice, one may introduce a leader to control the synchronized orientation.

A. A Bearing-Only Control Law

The proposed position and orientation control laws are

$$v_i^b = - \sum_{j \in \mathcal{N}_i} P_{g_{ij}^b} (I_3 + Q_i^T Q_j) g_{ij}^* \quad (19a)$$

$$[w_i^b]_{\times} = - \sum_{j \in \mathcal{N}_i} (Q_j^T Q_i - Q_i^T Q_j). \quad (19b)$$

The proposed control law is distributed and can be implemented without the knowledge of the global frame. It only requires local bearing measurements $\{g_{ij}^b\}_{j \in \mathcal{N}_i}$ and relative orientation measurements $\{Q_i^T Q_j\}_{j \in \mathcal{N}_i}$. Control law (19b) actually is the orientation synchronization control proposed in [28]. Substituting control law (19) into (18) gives the closed-loop system dynamics with all vector quantities expressed in the global frame as

$$\dot{p}_i = - \sum_{j \in \mathcal{N}_i} P_{g_{ij}^b} (Q_i + Q_j) g_{ij}^*, \quad (20a)$$

$$\dot{Q}_i = - \sum_{j \in \mathcal{N}_i} Q_i (Q_j^T Q_i - Q_i^T Q_j). \quad (20b)$$

While deriving (20a), we use the fact that $g_{ij} = Q_i g_{ij}^b$ and $Q_i P_{g_{ij}^b} Q_i^T = P_{g_{ij}^*}$.

We next show that the centroid and the scale of the formation are invariant under control law (19).

Lemma 9: Under control law (19), $\dot{p} \perp \text{span}\{\mathbf{1} \otimes I_3, p\}$.

Proof: Let $Q_{ij} \triangleq Q_i + Q_j$. Then, $\dot{p}_i = - \sum_{j \in \mathcal{N}_i} P_{g_{ij}^b} Q_{ij} g_{ij}^*$. Consider an arbitrary oriented graph, the position

dynamics (20a) can be written in a matrix form as $\dot{p} = \bar{H}^T \text{diag}(P_{g_k}) \text{diag}(Q_k) g^*$. Because $\mathbf{1} \otimes I_3$ and p are all in the left null space of $\bar{H}^T \text{diag}(P_{g_k})$, we obtain the result. \blacksquare

Theorem 13 (Centroid and Scale Invariance): The centroid \bar{p} and the scale s are invariant under control law (19).

Proof: With Lemma 5, the proof is similar to Theorem 9. \blacksquare

Remark 3: It can be easily verified that Lemma 9 and Theorem 13 hold for any position control law that has the form of $\dot{p}_i = -\sum_{i=1}^n P_{g_{ij}} y_{ij}$ where $y_{ij} \in \mathbb{R}^3$ and $y_{ij} = -y_{ji}$.

The following results, which can be obtained from Theorem 13, give bounds for $\max_{i \in \mathcal{V}} \|p_i(t) - \bar{p}\|$ and $\|p_i(t) - p_j(t)\|$, $\forall i, j \in \mathcal{V}$.

Corollary 3: The formation trajectory under the control law (19) satisfies the following inequalities,

- (a) $s \leq \max_{i \in \mathcal{V}} \|p_i(t) - \bar{p}\| \leq s\sqrt{n-1}$, $\forall t \geq 0$.
- (b) $\|p_i(t) - p_j(t)\| \leq 2s\sqrt{n-1}$, $\forall i, j \in \mathcal{V}$, $\forall t \geq 0$.

Proof: The proof is similar to Corollary 2. \blacksquare

B. Formation Stability Analysis

The closed-loop system (20) is a cascade system: the dynamics of the orientation is independent to the dynamics of the position, whereas the converse is not true. Similar cascade systems can also be found in recent studies on formation control in $SE(2)$ or $SE(3)$ [26], [27], [29], [30] and input-to-state stability (ISS) can be used to prove the stability of the cascade systems. In order to analyze the stability of system (20), we first note that the orientation of the agents will synchronize by control law (19b) under the following assumption [28].

Assumption 2: In the initial formation, there exists $Q_0 \in SO(3)$ such that $Q_0^T Q_i$ is (non-symmetric) positive definite for all $i \in \mathcal{V}$.

Remark 4: Based on axis-angle representation, a rotation matrix is positive definite if and only if the rotation angle is in $(-\pi/2, \pi/2)$.

Lemma 10 ([28, Thm 1]): Under Assumption 2, if the interconnection graph is fixed and strongly connected, the orientation control law (19b) guarantees orientation synchronization in the sense that $\lim_{t \rightarrow \infty} Q_i^T Q_j = I_3$ for all $i, j \in \mathcal{V}$.

Although the value of the final converged orientation is not given in [28], there exists a unique $Q^* \in SO(3)$ such that Q_i ($i \in \mathcal{V}$) converges to Q^* asymptotically. The specific value of Q^* is not of our interest and it is not required to prove the formation stability. In fact, control law (19b) can be replaced by any other orientation control law as long as it ensures the orientations can converge to a common constant value. With the above preparation, we next define the target formation that the formation will converge to.

Definition 8 (Target Formation): Let $\mathcal{G}(p^*)$ be the target formation that satisfies

- (a) Centroid: $\bar{p}^* = \bar{p}(0)$.
- (b) Scale: $s^* = s(0)$.
- (c) Bearing: $(p_j^* - p_i^*) / \|p_j^* - p_i^*\| = Q^* g_{ij}^*$ for all $(i, j) \in \mathcal{E}$.

Lemma 11 (Existence and Uniqueness): The target formation $\mathcal{G}(p^*)$ in Definition 8 always exists and is unique under Assumptions 1 and 2.

Proof: The proof is similar to Lemma 6. But it should be noted that the bearings of $\mathcal{G}(p^*)$ in Definition 8 are $\{Q^* g_{ij}^*\}_{(i,j) \in \mathcal{E}}$ instead of $\{g_{ij}^*\}_{(i,j) \in \mathcal{E}}$. \blacksquare

Let $\delta_i \triangleq p_i - p_i^*$. It follows from the closed-loop position dynamics (20a) that

$$\begin{aligned} \dot{\delta}_i &= -\sum_{j \in \mathcal{N}_i} P_{g_{ij}} (Q_i + Q_j) g_{ij}^* \\ &= -2 \underbrace{\sum_{j \in \mathcal{N}_i} P_{g_{ij}} Q^* g_{ij}^*}_{f_i(\delta)} + \underbrace{\sum_{j \in \mathcal{N}_i} P_{g_{ij}} (2Q^* - Q_i - Q_j) g_{ij}^*}_{h_i(t)}. \end{aligned}$$

Denote $\delta = [\delta_1^T, \dots, \delta_n^T]^T$, $f(\delta) = [f_1^T(\delta), \dots, f_n^T(\delta)]^T$, and $h(t) = [h_1^T(t), \dots, h_n^T(t)]^T$. Then, the δ -dynamics is

$$\dot{\delta} = f(\delta) + h(t) \quad (21)$$

where $h(t)$ can be viewed as an input. It should be noted that the autonomous system (i.e., system (21) with $h(t) \equiv 0$)

$$\dot{\delta} = f(\delta)$$

has already been well studied in Section III. For this autonomous system, we know from Section III that $\delta = 0$ is an almost globally stable equilibrium and $g_{ij}(t) \rightarrow Q^* g_{ij}^*$ almost globally as $t \rightarrow \infty$.

Lemma 12: The input $h(t)$ converges to zero asymptotically.

Proof: Note $\|h(t)\| \leq \sum_{i=1}^n \|h_i(t)\| \leq \sum_{i=1}^n \sum_{j \in \mathcal{N}_i} \|P_{g_{ij}}\| \|2Q^* - Q_i - Q_j\| \|g_{ij}^*\|$. Since $Q_i, Q_j \rightarrow Q^*$ by Lemma 10 and $\|P_{g_{ij}}\| = \|g_{ij}^*\| = 1$, we have $\|h(t)\| \rightarrow 0$ as $t \rightarrow \infty$. \blacksquare

We next identify the state manifold and the equilibriums of the δ -dynamics (21). Denote, as before, $r(t) = p(t) - \mathbf{1} \otimes \bar{p}$ and $r^* = p^* - \mathbf{1} \otimes \bar{p}^*$.

Lemma 13: System (21) evolves on the surface of the sphere

$$\mathcal{S} = \{\delta \in \mathbb{R}^{3n} : \|\delta + r^*\| = \|r^*\|\}.$$

Proof: It follows from $\delta(t) = r(t) - r^*$ that $\|\delta(t) + r^*\| = \|r(t)\| = \|r^*\|$, where $\|r(t)\| = \|r^*\|$ is due to the scale invariance. \blacksquare

Theorem 14 (Equilibrium): Under Assumptions 1 and 2, the closed-loop system (20) (i.e., the δ -dynamics together with the orientation dynamics) has two equilibrium points,

- (a) $\delta = 0$ and $Q_i = Q^*$, $\forall i \in \mathcal{V}$,
- (b) $\delta = -2r^*$ and $Q_i = Q^*$, $\forall i \in \mathcal{V}$.

Proof: Any equilibrium must satisfy

$$\sum_{j \in \mathcal{N}_i} P_{g_{ij}} (Q_i + Q_j) g_{ij}^* = 0, \quad \forall i \in \mathcal{V}. \quad (22)$$

It follows from Lemma 10 that $Q_i = Q^*$ ($\forall i \in \mathcal{V}$) is the equilibrium for the orientation dynamics (20b) under Assumption 2. Then, (22) becomes

$$\sum_{j \in \mathcal{N}_i} P_{g_{ij}} Q^* g_{ij}^* = 0, \quad \forall i \in \mathcal{V}.$$

Similar to the proof of Theorem 10, it can be shown that the above equation suggests two equilibriums: $\delta = 0$ and $\delta = -2r^*$.

The bearings at the two equilibria are $g_{ij} = Q^* g_{ij}^*$, $\forall (i, j) \in \mathcal{E}$ and $g_{ij} = -Q^* g_{ij}^*$, $\forall (i, j) \in \mathcal{E}$, respectively. ■

The equilibrium $\delta = 0$ is desired while the other one $\delta = -2r^*$ is undesired. The formations at the two equilibria have the same centroid, scale, and shape, but they have the opposite bearings. We next present the main stability result and show that the desired equilibrium $\delta = 0$ is almost globally stable. Since the equilibrium $\delta = 0$ for $\dot{\delta} = f(\delta)$ is almost globally stable, the idea of the proof is to show system (21) is almost globally ISS [31] and then the almost global stability can be concluded by $\lim_{t \rightarrow \infty} h(t) = 0$. Note the conventional ISS is not applicable since it is defined for globally stable equilibria.

Theorem 15 (Almost Global Asymptotical Stability): Under Assumptions 1 and 2, the system trajectory $\delta(t)$ of (21) asymptotically converges to $\delta = 0$ from any $\delta(0) \in \mathcal{S}$ except a set of measure zero.

Proof: We first prove system (21) fulfills the ultimate boundedness property [31, Proposition 3]. Consider the Lyapunov function $V = \|\delta\|^2/2$. For the autonomous system $\dot{\delta} = f(\delta)$, we already know from the proof of Theorem 11 that there exists a positive constant κ such that

$$\frac{\partial V}{\partial \delta} f(\delta) \leq -\kappa \sin^2 \theta \|\delta\|^2 = -\kappa \left(1 - \frac{\|\delta\|^2}{4\|r^*\|^2}\right) \|\delta\|^2.$$

The derivative of V along the trajectory of system (21) is

$$\begin{aligned} \dot{V} &= \frac{\partial V}{\partial \delta} (f(\delta) + h(t)) \\ &\leq -\kappa \left(1 - \frac{\|\delta\|^2}{4\|r^*\|^2}\right) \|\delta\|^2 + \|\delta\| \|h(t)\| \\ &= -\kappa \|\delta\|^2 + \frac{\kappa \|\delta\|^4}{4\|r^*\|^2} + \|\delta\| \|h(t)\| \\ &\leq -2\kappa V + 4\kappa \|r^*\|^2 + 2\|r^*\| \|h(t)\| \end{aligned}$$

where the last inequality is due to $\|\delta\| \leq 2\|r^*\|$. By [31, Proposition 3], system (21) fulfills the ultimate boundedness property.

We next show system (21) satisfies the three assumptions A0–A2 in [31]. First, the state of (21) evolves on the sphere \mathcal{S} which satisfies assumption A0. Second, consider $V = \|\delta\|^2/2$. For the autonomous system $\dot{\delta} = f(\delta)$, we have $(\partial V/\partial \delta) f(\delta) \leq -\kappa \sin^2 \theta \|\delta\|^2 < 0$ for all $\delta \in \mathcal{S}$ except the equilibria $\delta = 0$ and $\delta = -2r^*$. Thus, assumption A1 is fulfilled. Third, the unstable equilibrium of the autonomous system $\dot{\delta} = f(\delta)$ is $\delta = -2r^*$. It is isolated. Similar to the proof of Proposition 1, it can be shown that the Jacobian $A = \partial f/\partial \delta$ at $\delta = -2r^*$ is positive semi-definite and at least one eigenvalue is positive. As a result, assumption A2 is fulfilled.

Thus, it can be concluded from [31, Proposition 2] that system (21) is almost globally ISS. Furthermore, since the input $h(t)$ converges to zero as shown in Lemma 12, the equilibrium $\delta = 0$ is almost globally asymptotically stable. The trajectory of (21) asymptotically converges to $\delta = 0$ from any $x(0) \in \mathcal{S}$ except a set of zero measure. ■

Remark 5: In terms of bearings, Theorem 15 indicates that $g_{ij}(t)$ almost globally converges to $Q^* g_{ij}^*$ for all $(i, j) \in \mathcal{E}$.

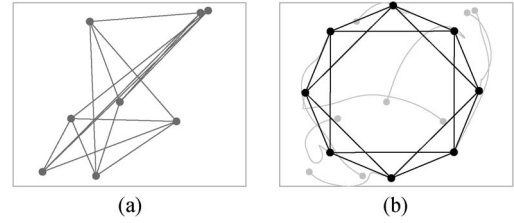


Fig. 9. Case with a global reference frame in \mathbb{R}^2 with $n = 8$, $m = 16$. (a) Initial formation (b) final formation.

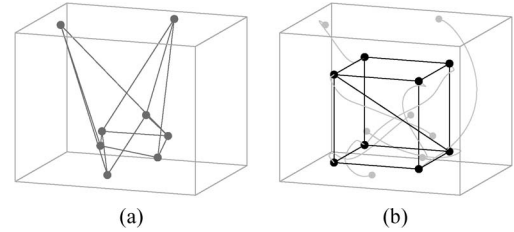


Fig. 10. Case with a global reference frame in \mathbb{R}^3 with $n = 8$, $m = 13$. (a) Initial formation (b) final formation.

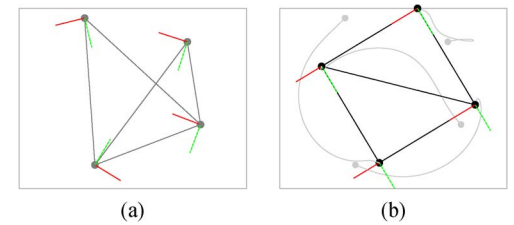


Fig. 11. Case without a global reference frame in \mathbb{R}^2 with $n = 4$, $m = 5$. (a) Initial formation (b) final formation.

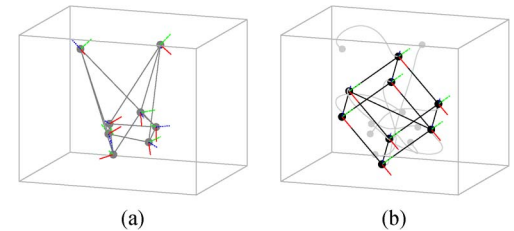


Fig. 12. Case without a global reference frame in \mathbb{R}^3 with $n = 8$, $m = 13$. (a) Initial formation (b) final formation.

Consequently, $g_{ij}^i(t) = Q_i^T(t)g_{ij}(t) \rightarrow (Q^*)^T Q^* g_{ij}^* = g_{ij}^*$ as $t \rightarrow \infty$. Therefore, control law (19) solves Problem 2.

V. SIMULATION EXAMPLES

In order to illustrate control law (8), we have already presented two simulation examples in Fig. 4. It is worth noting that collinear initial formations may cause troubles for distance-based formation control, but as shown in Fig. 4(b) it is not a problem for bearing-only formation control. Two more simulation examples are shown in Figs. 9 and 10, respectively. The initial formations are generated randomly. It is shown that control law (9) can steer the agents to a formation that satisfies the bearing constraints.

In order to illustrate control law (19), two simulation examples are shown in Figs. 11 and 12, respectively. The local

frame for each agent is represented by the line segments in red/solid, green/dashed, and blue/dotted in the figures. The initial positions and orientations of the agents are generated randomly. The target formations in Figs. 11 and 12 have the same shape as those in Figs. 4(b) and 10, respectively. As can be seen, the orientations of the agents finally synchronize, and the bearing constraints are satisfied in the synchronized frames.

VI. CONCLUSION

In this paper, we first proposed a bearing rigidity theory that is applicable to arbitrary dimensions and showed that the shape of a framework can be uniquely determined by its inter-neighbor bearings if and only if it is infinitesimally bearing rigid. The infinitesimal bearing rigidity of a given framework can be conveniently examined by a rank condition. The connection between the proposed bearing rigidity and the well-known distance rigidity has also been explored. We showed that a framework in \mathbb{R}^2 is infinitesimally bearing rigid if and only if it is also infinitesimally distance rigid. Based on the bearing rigidity theory, we studied the problem of bearing-only stabilization of multi-agent formations. Two bearing-only distributed formation control laws have been proposed, respectively, for the cases with and without global reference frames. Almost global formation stability for the control laws has been proved.

It is assumed in this paper that the underlying graphs for the frameworks or formations are undirected. In fact, the bearing rigidity theory is independent to whether the underlying graph is undirected or directed. By considering a directed graph (i.e., an orientation of the undirected graph), the bearing rigidity results are still valid. The fundamental reason is that one of the two bearings g_{ij} and g_{ji} is redundant since $g_{ij} = -g_{ji}$. However, the stability analysis of the bearing-only formation control laws is merely valid for the undirected case. It is meaningful to study bearing-only formation control with directed interaction topologies in the future.

APPENDIX

A. Proof of Theorem 8 and Corollary 1

In order to prove Theorem 8 and Corollary 1, we need first introduce some concepts and results in the distance rigidity theory [22], [23]. Define the *distance function* for a framework $\mathcal{G}(p)$ as

$$F_D(p) \triangleq \frac{1}{2} [\|e_1\|^2 \ \cdots \ \|e_m\|^2]^T \in \mathbb{R}^m. \quad (23)$$

Each entry of $F_D(p)$ corresponds to the length of an edge of the framework. The *distance rigidity matrix* is defined as the Jacobian of the distance function

$$R_D(p) \triangleq \frac{\partial F_D(p)}{\partial p} \in \mathbb{R}^{m \times dn}.$$

Let δp be a variation of p . If $R_D(p)\delta p = 0$, then δp is called an *infinitesimal distance motion* of $\mathcal{G}(p)$. A framework is

infinitesimally distance rigid if the infinitesimal motion only corresponds to rigid-body rotations and translations.

Lemma 14 ([22]): A framework $\mathcal{G}(p)$ in \mathbb{R}^d is infinitesimally distance rigid if and only if

$$\text{rank}(R_D(p)) = \begin{cases} dn - d(d+1)/2 & \text{if } n \geq d, \\ n(n-1)/2 & \text{if } n < d. \end{cases}$$

In the case of $n \geq d$, the framework $\mathcal{G}(p)$ is infinitesimally distance rigid in \mathbb{R}^2 if and only if $\text{rank}(R_D(p)) = 2n - 3$, and in \mathbb{R}^3 if and only if $\text{rank}(R_D(p)) = 3n - 6$.

To prove Theorem 8, we first prove the following result which indicates that the bearing rigidity matrix always has the same rank as the distance rigidity matrix for any framework in \mathbb{R}^2 .

Proposition 2: For any framework $\mathcal{G}(p)$ in \mathbb{R}^2 , $\text{rank}(R(p)) = \text{rank}(R_D(p))$.

a) Proof: Consider an oriented graph and write the bearings of the framework as $\{g_k\}_{k=1}^m$. Let $Q_{\pi/2}$ be a 2×2 rotation matrix that rotates any vector $\pi/2$. Denote $g_k^\perp \triangleq Q_{\pi/2}g_k$. Then, $g_k^\perp \perp g_k$ and $\|g_k^\perp\| = \|g_k\| = 1$. Since $P_{g_k} = g_k^\perp(g_k^\perp)^T$, the bearing rigidity matrix can be rewritten as

$$R(p) = \text{diag} \left(\frac{P_{g_k}}{\|e_k\|} \right) \bar{H} = \text{diag} \left(\frac{g_k^\perp}{\|e_k\|} \right) \text{diag} \left((g_k^\perp)^T \right) \bar{H}. \quad (24)$$

The matrix $\text{diag}((g_k^\perp)^T)\bar{H}$ can be further written as

$$\begin{aligned} \text{diag}((g_k^\perp)^T)\bar{H} &= \text{diag} \left(g_k^T Q_{\pi/2}^T \right) \bar{H} \\ &= \text{diag} \left(g_k^T \right) \left(I_m \otimes Q_{\pi/2}^T \right) \left(H \otimes I_2 \right) \\ &= \text{diag} \left(g_k^T \right) \left(H \otimes Q_{\pi/2}^T \right) \\ &= \text{diag} \left(g_k^T \right) \bar{H} \left(I_n \otimes Q_{\pi/2}^T \right). \end{aligned} \quad (25)$$

Note the distance rigidity matrix can be expressed as $R_D(p) = \text{diag}(e_k^T)\bar{H}$ (this expression can be obtained by calculating the Jacobian of the distance function (23)). Substituting $\text{diag}(g_k^T)\bar{H} = \text{diag}(1/\|e_k\|)R_D(p)$ and (25) into (24) yields

$$R(p) = \text{diag} \left(\frac{g_k^\perp}{\|e_k\|^2} \right) R_D(p) \left(I_n \otimes Q_{\pi/2}^T \right). \quad (26)$$

Since $\text{diag}(g_k^\perp/\|e_k\|^2)$ has full column rank and $I_n \otimes Q_{\pi/2}^T$ is invertible, we have $\text{rank}(R(p)) = \text{rank}(R_D(p))$. ■

Proof of Theorem 8: By Theorem 4, a framework $\mathcal{G}(p)$ in \mathbb{R}^2 is *infinitesimally bearing rigid* if and only if $\text{rank}(R(p)) = 2n - 3$. By Lemma 14, a framework is *infinitesimally distance rigid* if and only if $\text{rank}(R_D(p)) = 2n - 3$. Since $\text{rank}(R(p)) = \text{rank}(R_D(p))$ as proved in Proposition 2, we know $\text{rank}(R(p)) = 2n - 3$ if and only if $\text{rank}(R_D(p)) = 2n - 3$, which concludes the theorem. ■

Proof of Corollary 1: It immediately follows from (26) that $R(p)\delta p = 0$ if and only if $R_D(p)\delta p^\perp = 0$.

REFERENCES

- [1] B. D. O. Anderson, C. Yu, B. Fidan, and J. Hendrickx, "Rigid graph control architectures for autonomous formations," *IEEE Control Syst. Mag.*, vol. 28, pp. 48–63, Dec. 2008.
- [2] L. Krick, M. E. Broucke, and B. A. Francis, "Stabilization of infinitesimally rigid formations of multi-robot networks," *Int. J. Control*, vol. 82, no. 3, pp. 423–439, 2009.
- [3] J. Cortés, "Global and robust formation-shape stabilization of relative sensing networks," *Automatica*, vol. 45, pp. 2754–2762, 2009.
- [4] F. Dörfler and B. Francis, "Formation control of autonomous robots based on cooperative behavior," in *Proc. Euro. Control Conf.*, Budapest, Hungary, 2009, pp. 2432–2437.
- [5] D. V. Dimarogonas and K. H. Johansson, "Stability analysis for multi-agent systems using the incidence matrix: Quantized communication and formation control," *Automatica*, vol. 46, pp. 695–700, Apr. 2010.
- [6] K.-K. Oh and H.-S. Ahn, "Distance-based undirected formations of single-integrator and double-integrator modeled agents in n -dimensional space," *Int. J. Robust Nonlin. Control*, vol. 24, pp. 1809–1820, Aug. 2014.
- [7] Z. Sun, S. Mou, M. Deghat, B. D. O. Anderson, and A. Morse, "Finite time distance-based rigid formation stabilization and flocking," in *Proc. 19th World Congr. Int. Fed. Autom. Control*, Cape Town, South Africa, Aug. 2014, pp. 9183–9189.
- [8] A. N. Bishop, "Stabilization of rigid formations with direction-only constraints," in *Proc. 50th IEEE Conf. Decision Control Eur. Control Conf.*, Orlando, FL, USA, Dec. 2011, pp. 746–752.
- [9] M. Basiri, A. N. Bishop, and P. Jensfelt, "Distributed control of triangular formations with angle-only constraints," *Syst. Control Lett.*, vol. 59, pp. 147–154, 2010.
- [10] T. Eren, "Formation shape control based on bearing rigidity," *Int. J. Control*, vol. 85, no. 9, pp. 1361–1379, 2012.
- [11] A. Franchi and P. R. Giordano, "Decentralized control of parallel rigid formations with direction constraints and bearing measurements," in *Proc. 51st IEEE Conf. Decision Control*, USA, Dec. 2012, pp. 5310–5317.
- [12] S. Zhao, F. Lin, K. Peng, B. M. Chen, and T. H. Lee, "Distributed control of angle-constrained cyclic formations using bearing-only measurements," *Syst. Control Lett.*, vol. 63, no. 1, pp. 12–24, 2014.
- [13] S. Zhao, F. Lin, K. Peng, B. M. Chen, and T. H. Lee, "Finite-time stabilization of cyclic formations using bearing-only measurements," *Int. J. Control*, vol. 87, no. 4, pp. 715–727, 2014.
- [14] E. Schoof, A. Chapman, and M. Mesbahi, "Bearing-compass formation control: A human-swarm interaction perspective," in *Proc. Amer. Control Conf.*, Portland, OR, USA, Jun. 2014, pp. 3881–3886.
- [15] N. Moshtagh, N. Michael, A. Jadbabaie, and K. Daniilidis, "Vision-based, distributed control laws for motion coordination of nonholonomic robots," *IEEE Trans. Robot.*, vol. 25, pp. 851–860, Aug. 2009.
- [16] A. Franchi *et al.*, "Modeling and control of UAV bearing formations with bilateral high-level steering," *Int. J. Robot. Res.*, vol. 31, no. 12, pp. 1504–1525, 2012.
- [17] R. Zheng and D. Sun, "Rendezvous of unicycles: A bearings-only and perimeter shortening approach," *Syst. Control Lett.*, vol. 62, pp. 401–407, May 2013.
- [18] A. Cornejo *et al.*, "Scale-free coordinates for multi-robot systems with bearing-only sensors," *Int. J. Robot. Res.*, vol. 32, no. 12, pp. 1459–1474, 2013.
- [19] D. Zelazo, A. Franchi, and P. R. Giordano, "Rigidity theory in SE(2) for unscaled relative position estimation using only bearing measurements," in *Proc. Eur. Control Conf.*, Strasbourg, France, Jun. 2014, pp. 2703–2708.
- [20] T. Eren, W. Whiteley, A. S. Morse, P. N. Belhumeur, and B. D. O. Anderson, "Sensor and network topologies of formations with direction, bearing and angle information between agents," in *Proc. 42nd IEEE Conf. Decision Control*, Dec. 2003, pp. 3064–3069.
- [21] M. Mesbahi and M. Egerstedt, *Graph Theoretic Methods in Multiagent Networks*. Princeton, NJ, USA: Princeton Univ. Press, 2010.
- [22] B. Hendrickson, "Conditions for unique graph realizations," *SIAM J. Comput.*, vol. 21, no. 1, pp. 65–84, 1992.
- [23] R. Connelly, "Generic global rigidity," *Discrete Comput. Geom.*, vol. 33, pp. 549–563, 2005.
- [24] N. Moshtagh, A. Jadbabaie, and K. Daniilidis, "Distributed coordination of dynamic rigid bodies," in *Proc. 46th IEEE Conf. Decision Control*, New Orleans, LA, USA, Dec. 2007, pp. 1480–1485.
- [25] E. W. Justh and P. S. Krishnaprasad, "Natural frames and interacting particles in three dimensions," in *Proc. 44th IEEE Conf. Decision Control*, Seville, Spain, Dec. 2005, pp. 2841–2846.
- [26] K.-K. Oh and H.-S. Ahn, "Formation control of rigid bodies based on orientation alignment and position estimation," in *Proc. 14th Int. Conf. Control, Autom. Syst.*, Seoul, Korea, Oct. 2014, pp. 740–744.
- [27] K.-K. Oh and H.-S. Ahn, "Formation control and network localization via orientation alignment," *IEEE Trans. Autom. Control*, vol. 59, pp. 540–545, Feb. 2014.
- [28] Y. Igarashi, T. Hatanaka, M. Fujita, and M. W. Spong, "Passivity-based attitude synchronization in SE(3)," *IEEE Trans. Control Syst. Technol.*, vol. 17, pp. 1119–1134, Sep. 2009.
- [29] K.-K. Oh and H.-S. Ahn, "Formation control of mobile agents without an initial common sense of orientation," in *Proc. 51st IEEE Conf. Decision Control*, Maui, HI, Dec. 2012, pp. 1428–1432.
- [30] E. Montijano, D. Zhou, M. Schwager, and C. Sagues, "Distributed formation control without a global reference frame," in *Proc. Amer. Control Conf.*, Portland, OR, USA, Jun. 2014, pp. 3862–3867.
- [31] D. Angeli and L. Praly, "Stability robustness in the presence of exponentially unstable isolated equilibria," *IEEE Trans. Autom. Control*, vol. 56, pp. 1582–1592, Jul. 2011.



Shiyu Zhao (M'09) received the B.Eng. and M.Eng. degrees from the Beijing University of Aeronautics and Astronautics, Beijing, China, in 2006 and 2009, respectively, and the Ph.D. degree in electrical engineering from National University of Singapore, Singapore, in 2014.

He is a Postdoctoral Research Fellow in the Faculty of Aerospace Engineering, Technion—Israel Institute of Technology, Haifa. His research interests include distributed control and estimation of networked dynamical systems and its application to

intelligent and robotic systems.



Daniel Zelazo (M'11) received the B.Sc. and M.Eng. degrees in electrical engineering from the Massachusetts Institute of Technology, Cambridge, MA, USA, in 1999 and 2001, respectively, and the Ph.D. degree in aeronautics and astronautics from the University of Washington, Seattle, WA, USA, in 2009.

He is an Assistant Professor of aerospace engineering at the Technion—Israel Institute of Technology, Haifa. From 2010 to 2012, he was a Post-Doctoral Research Associate and Lecturer at

the Institute for Systems Theory & Automatic Control, University of Stuttgart, Stuttgart, Germany. His research interests include topics related to multi-agent systems, optimization, and graph theory.